

# BUCKEYE OPTOMETRY ALUMNI MAGAZINE



## ALUMNI TACKLE ONLINE CE

fall 2015



**President**

Roger Saneholtz (OD'74)

**Treasurer**

Chris Smiley (OD'01)

**Secretary**

Vince Driggs (OD'85)

**Board Members**

Stephanie Baxter (OD'08)

James Bieber (BS'64, OD'68)

Robert D. Newcomb (OD'71, MPH)

**Optometry Representative, Alumni Advisory Council**

Roger Saneholtz (OD'74)

**EYE Alumni Association Representative**

David Bejot (OD'93)

**Student Representatives**

Michelle Miller ('16)

Chelsea Monroe ('17)

**Dean**

Karla Zadnik, OD, PhD

**Editor**

Jeffrey A. Myers (OD'84)

**Contributing Editor & Faculty Liaison**

Michael Earley (OD/MS'88, PhD'92)

**Contributing Editors**

Barbara Fink (OD, MS'85, PhD'87)

Sally Haltom, MA, Director of Student Affairs

Robert D. Newcomb (OD'71, MPH)

Gil Pierce (OD'89, MS'92, PhD'94)

**Director of Development**

Rachel Childress

**Director of Marketing and Communications**

Sarah Cupples, MA

**Senior Graphic Designer**

Kerri McTigue

**Alumni Coordinator**

Michael Haddock

**Instructional and Web Development Specialist**

Dave Moore

**Program Assistant**

Courtney Michard

**OSU Alumni Association****Director of Alumni Societies**

Craig Little

The Alumni Magazine is published by The Ohio State University Optometry Alumni and Friends.

**Please send alumni news and other communication to:**

Optometry Alumni and Friends  
338 West Tenth Avenue  
Columbus, Ohio 43210-1280

haddock.15@osu.edu

Phone: (614) 292-4451

Fax: (614) 292-4705

[optometry.osu.edu](http://optometry.osu.edu)

Back copies of the *BuckEYE* can be found at: [go.osu.edu/buckeyemag](http://go.osu.edu/buckeyemag)

*Optometry Alumni and Friends is a chartered alumni society of The Ohio State University Alumni Association, Inc.*

on the cover:

**J.P. Maszczak (OD'05)** and **Aaron Zimmerman (OD'06, MS'08)** aim to be the National Champions of online optometry continuing education.



Letter from the Dean . . . . .	4
Letter from the Alumni President. .	5
Letter from the Editor . . . . .	6
Alumni Feature . . . . .	7
Viral Video - Dr. Josiah Young . . . .	9
Myers Lecture: Mae O. Gordon . .	12
Class of 2019 . . . . .	14
Research News . . . . .	16
Dr. Hill's Career . . . . .	18
Author Dr. Cayti McDaniel. . . . .	20
IDOC 2015 . . . . .	23
Bailey Medal 2015 . . . . .	24
Development . . . . .	25
Alumni Weekend Recap . . . . .	27
Alumni News . . . . .	29

**MYERS LECTURE SERIES**  
**Dr. Mae O. Gordon**  
 pg. 12



**FEATURE STORY:**  
**DRS. MASZCZAK AND**  
**ZIMMERMAN**  
 pg. 7



**DEAN EMERITUS**  
**RICHARD M. HILL**  
 pg. 18



**DR. CAYTI MCDANIEL**  
 pg. 20





"If you want to build a boat, don't start by getting together some wood, cutting it up into planks, and handing out assignments to the workers. Instead, awaken in the hearts of men the yearning for the wide, enormous sea."

—Antoine de Saint-Exupéry

As I write this letter, it's only mid-October, and I feel like I'm running on fumes. I'm not sure I could muster the energy to gather wood, let alone awaken any yearning for the sea on this late Friday afternoon. I know seeing the Class of 2005 at their reunion this evening at the Buckeye Hall of Fame Café will recharge my batteries soon enough, as will

the Dark Night in the 'Shoe at the Penn State game tomorrow night.

This has been an interesting week. As you can read later in this issue, I became the Executive Dean for the Health Sciences as of the first of September (or, as my daughter calls me, "the dean of deans"). That means I have added lots of meetings to my schedule and represent the health sciences across campus in a variety of venues. It also means I get to carry optometry's and the college's flags in those arenas. Earlier this month, I got to sit ringside at an informal chat between Moritz College of Law dean Alan Michaels and Supreme Court Justice Elena Kagan. (When asked how it felt to be the "hip" justice [she's the youngest], she replied drily, "That must be a pretty low bar if I'm viewed as hip.") Before the presentation, the director of international law asked me to explain the difference between an optometrist and an ophthalmologist. I feel like optometry's ambassador at every turn.

Early this week I attended the State of the Wexner Medical Center address by Executive Vice-President and Chief Executive Officer of the Wexner Medical Center, Dr. Sheldon Retchin. Our college got praise from him for our excellence, and he commented specifically on the quality of our clinical services. Mid-week it was a meeting with President Michael Drake and the three other executive deans, followed by a dinner for all 14 deans at the presidential residence, the Pizzuti House, in Bexley. The formal discussion was cut short because President Drake joked that he had to get home to cook.

Last night I organized a retreat for the health science deans and Dr. Retchin. We met with Geoff Chatas, Chief Financial Officer for the university, and focused on big ideas that could benefit all the health science colleges, including facilities, programs, and interprofessional education. I always love it when I learn a new term or something novel from another dean; last night it was the term zoobiquity, which springs from a simple but revelatory fact; animals and humans get the same diseases, yet physicians and veterinarians rarely consult with one another. Zoobiquity explores how human and non-human animal commonalities can be used to diagnose, treat, and heal patients of all species. Who knew?

The eight of us left with more knowledge about each other and our colleges and disciplines, a better understanding of the university's financials, and renewed energy for the weeks and months ahead—awakening my own yearning for the wide, enormous future of optometry at Ohio State and beyond.

**Karla Zadnik, OD, PhD**

Dean

Glenn A. Fry Professor in Optometry and Physiological Optics

## Autumn 2015



Since this is the last issue of the year of the *BuckEYE Optometry Alumni Magazine*, it is appropriate to review our Optometry Alumni and Friends (OAF) activities so you are reminded of the ways in which we are involved with the college, our alumni, and our students.

OAF involvement in student activities starts in the spring with convocation. It's always exciting to attend this event and see the future of our profession ready to begin their optometric careers. This year at convocation, we recognized our OAF alumni award winners.

**Richard Weisbarth (OD'80)** received the Distinguished Alumni Award, and **Jeff Hackleman (OD'01)** received the Early Professional Achievement Award. Both Drs. Weisbarth and Hackleman gave the Class of 2015 a few words of wisdom. The graduates appreciated the advice and being greeted by the award winners as their newest colleagues.

The White Coat Ceremony is next on the list of OAF-attended College events. OAF treasurer **Chris Smiley (OD'01)** represented OAF on the podium and moved the audience by sharing an experience when he, literally, saved a patient's life.

As fall semester begins, OAF is invited to address the incoming class during the new student welcome dinner. As President, I enjoy this privilege each year to greet these students and talk about what the next four years of their education at Ohio State will entail. One evening with these enthusiastic, incoming students will remind you why you chose optometry as your career.

We also had the opportunity to directly support students annually in two ways. First, we gave every third year student a copy of *Clinical Pearls* to help them during clinical care. This book is well received by the students each year. Second, we again had the NBEO raffle where one student received the funds needed to pay for the board exam and have some travel expenses covered to take the exam in North Carolina.

I know this is old news for those of you who read this magazine and those of you who have graduated in the past 15 years. OAF's presence within our College truly elevates the quality of the student experience. This in turn can help in recruiting the best and brightest students to become our next generation of Ohio-trained optometrists.

You will be receiving your sustaining membership invitation soon with a focus on making your gift to the college's discretionary fund. Gifts to the college continue to strengthen our own degrees by assuring that the next degrees given by our college are the most respected in the nation.

As always, "Affirm Thy Friendship, O-H-I-O"

**Roger L. Saneholtz (OD'74)**

President, Ohio State Optometry Alumni Society

## Rest Assured



Maybe it is true for you, too. There are seasons of time in my life where it seems that my schedule of events and activities, or the demands and expectations of others, begins to take its toll. Maybe for you, it is the kids' schedule, balancing work and parenthood, caring for family members, keeping the house clean and the laundry done, or practice demands.

For me this fall, it has been a busier than normal series of weekends of travel and the practice demands of ICD-10 and Meaningful Use 2. Each of the travel opportunities was great for spending time with friends and colleagues to strengthen relationships. The ICD-10 implementation in our office has gone relatively smoothly, as our scribes have stepped up and learned the system pretty well. Trying to attest this fall for Meaningful Use 2 is challenging, particularly when the rules were changed three days into the last 90-day attestation period. That

doesn't seem fair. It has all taken its toll.

One Saturday this fall, I happened to be home. It was great to just be at home and chill out a bit. It occurred to me that there is a physical limit to what we are able to do. Sometimes, we simply need to rest. That rest is accomplished in different ways by different people. Watching an old western or a romantic movie, reading, coloring, fishing, boating, sleeping (naps are not just for children), visiting with friends, or pursuing a hobby can all be ways that we vacate (the root word of vacation) the normal events, activities, demands, and expectations that are a part of our lives.

The holiday season from Thanksgiving week through New Year's week can be a particularly demanding period of time filled with events, activities, demands, and expectations. It can be grueling, particularly if long distance travel is involved. Finding time to rest and rejuvenate can be difficult. There is often one more party to attend or one more gift to buy or one more friend to take to lunch. It is easy to watch the time evaporate and not achieve any rest.

I was recently reminded that the concept of Time Management is a fallacy. Time Management is really Priority Management. Priority Management is really about Choice Management. Where you decide to invest your time is a choice.

As this year comes to an end, I challenge you to carve out the time to truly rest. How you achieve your rest and rejuvenation will be individual for you, but make that a priority, a conscious choice. As you rest, be assured that you will be stronger for the next series of events, activities, demands, and expectations.

**Jeffrey A. Myers (OD'84)**

BuckEYE Editor



# ALUMNI VENTURE

## Brings Continuing Education to the Masses

By Sarah Cupples, MA, *Director of Marketing and Communications*

### **J.P. Maszczak (OD'05) and Aaron Zimmerman (OD'06, MS'08)**

teamed up to create JACE, the Joint Archive of Continuing Education, which delivers high-quality online continuing education lectures to optometrists across the country. Their website, <http://jacecourses.com/>, is thorough, simple, and user-friendly.

### **ORIGINS OF JACE**

Countless professional relationships and friendships are forged at The Ohio State University College of Optometry. Although they knew each other casually as students, Drs. Maszczak and Zimmerman truly connected when Dr. Maszczak was a resident at the Columbus Department of Veterans Affairs and Dr. Zimmerman was a fourth-year extern. They joke that they bonded over golf and eyes.

Today, with Dr. Zimmerman working at the college as an associate professor of clinical optometry and Dr. Maszczak splitting his time between his private practice and teaching at the college (he is a clinical

assistant professor and chief of the college's Advanced Ocular Care Service), they continue to bond over golf and eyes but have added another project to their list – continuing education.

The idea to deliver top-quality online CE courses began almost four years ago, when Dr. Maszczak recognized that the need for online CE was not being met. He ran his initial idea past Dr. Zimmerman, who agreed that there wasn't one single location online for optometry CE that was consistent, reliable, and good. They knew that locally in Columbus, great CE lectures were being delivered all the time, but as soon as they were delivered, they were gone. They wanted to take

advantage of these local lectures, capture them, and make the content available online.

"We started producing CE lectures ourselves and realized that once they're delivered, they're lost forever. Video CE sessions, on the other hand, have staying power. They can be used for up to three years, rather than only 50 minutes," said Dr. Zimmerman.

"There's definitely a need for this," explained Dr. Maszczak. "We are doing this in the right way, making sure that we are adhering to ARBO's rules of CE."

It has taken almost four years to get JACE up and running, with close attention paid to the legal process, web design, and content development.

Now that the JACE site is live, Drs. Maszczak and Zimmerman hope to appeal to busy optometrists who appreciate the online education trend, yet demand the best.

"We understand that time and cost can be barriers to optometrists working to balance work and family life," said Dr. Zimmerman. "After all, who has time to go to three-day meetings, and also pay for a flight, hotel, and registration? We also understand that Ohio State optometry alumni won't compromise on quality."

Drs. Maszczak and Zimmerman screen every lecture, acting as filters. "We are very selective, and our lecturers are paid," added Dr. Zimmerman.

The doctors enjoy the full support of the college, for which they are grateful. "Part of the win-win situation is that by having the backing of Ohio State, we have the trust that comes from knowing that we have a wealth of experts associated with our college," said Dr. Maszczak.

## HOW TO USE JACE

"For users, the JACE process is simple," explained Dr. Maszczak. "You log in and choose your course, from lecture topics including multiple specialties, such as retina, cataracts, binocular vision, brain injury, and more. After choosing a course, you read an outline, watch the lecture video, and take a quiz. A score of 70% or higher earns a CE certificate. Results are automatically submitted to ARBO, so we're taking the legwork out of it for you."

"Part of the win-win situation is that by having the backing of Ohio State, we have the trust that comes from knowing that we have a wealth of experts associated with our college,"

**J.P. Maszczak (OD'05)**

"Another benefit is that you can go into a lecture and stop at any point to take a break," says Dr. Zimmerman. "The basic format is audio set with a PowerPoint. You can go back to it at your own pace, as opposed to an in-person class."

Each lecture lasts 50-60 minutes, and optometrists can print their own certificates. With a cost of \$25 per class hour, prices are fair and less than a live lecture, without the hassle of travel.

"CE requirements vary by state, in terms of how many you need, and how many you can get online. Our site offers a link where you can check your state and see the requirements," said Dr. Zimmerman.

## THE FUTURE OF JACE

As continuing education evolves, the doctors look forward to staying on the cutting edge. They are particularly excited about upcoming JACE offerings, such as lectures from **Greg Nixon (OD'96)** on ocular pharmaceuticals, **Jeff Walline (OD, MS'98, PhD'02)** on myopia, and Shelly Jain, MD, on glaucoma.

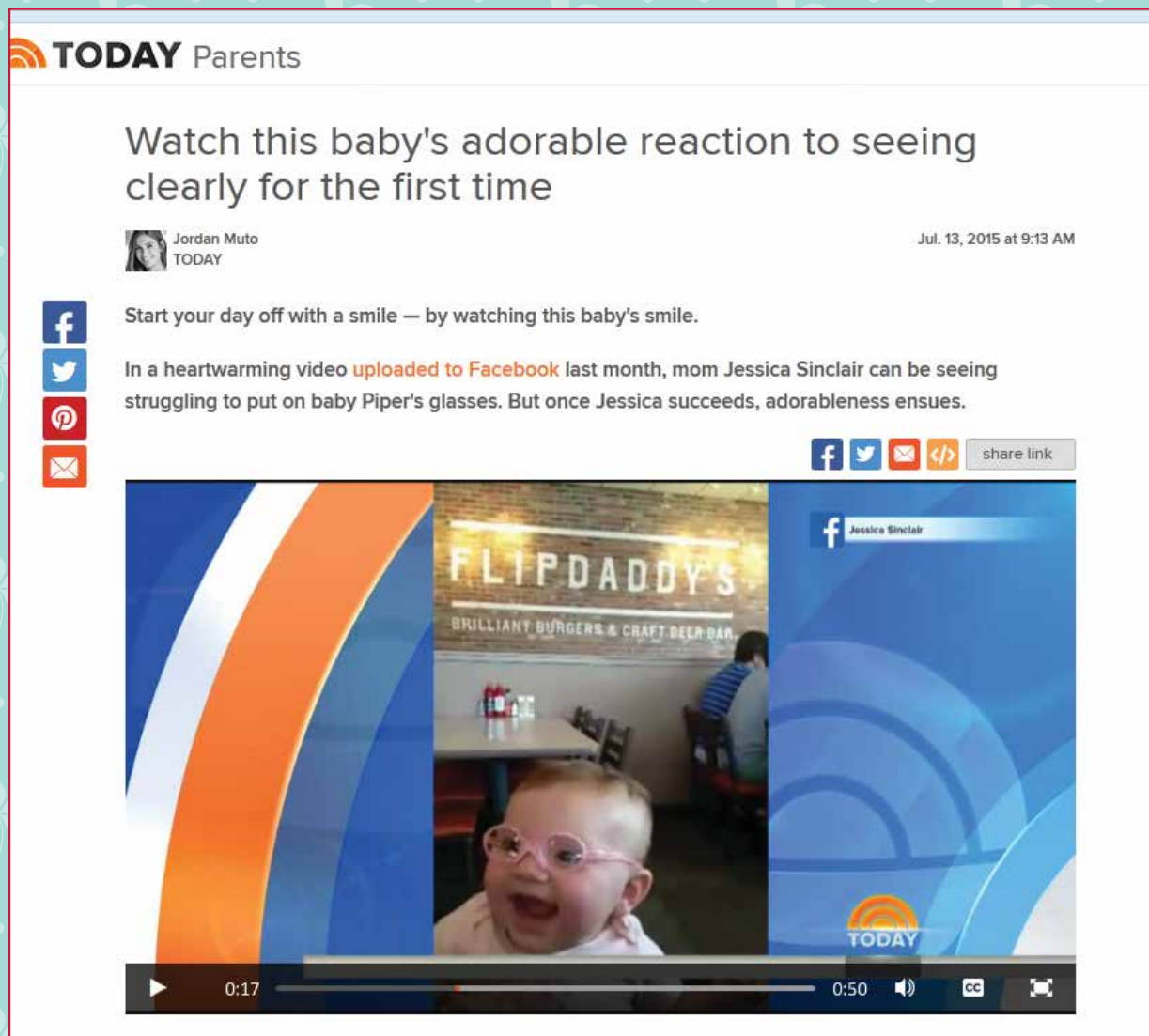
"We have to make a good impression on each doctor who visits the JACE site," said Dr. Zimmerman. "Our goal is to have five to ten new lectures up every year, eventually, having 20-30 unique lectures up simultaneously. Ideally, we'd like to get some national speakers as well."

For more information about JACE, the Joint Archive of Continuing Education, visit [jacecourses.com](http://jacecourses.com) or email Dr. Maszczak at [maszczak.3@osu.edu](mailto:maszczak.3@osu.edu) or Dr. Zimmerman at [zimmerman.178@osu.edu](mailto:zimmerman.178@osu.edu).



# VIRAL VIDEO

## Raises Awareness of Infant Eye Exams



By Sarah Cupples, MA, *Director of Marketing and Communications*

With more than 40 million online views and extensive traditional media coverage (including the *Today Show*), the viral video of Piper, a young patient trying on glasses for the first time, captured hearts worldwide and raised awareness of infant eye exams. Piper's optometrist, **Josiah Young (OD/MS'09)** gives us the scoop on what it is like to be internet-famous. To view the video, visit [go.osu.edu/babyeyewear](http://go.osu.edu/babyeyewear).

## When did you see the video for the first time?

I saw the video for the first time when it was posted to our practice Facebook page by the mother. It had actually been there for a couple of weeks before I checked it. She had a nice message and a thank you to our office for her daughter's reaction.

## Did you realize that it would become such a big deal?

Well, when I watched the video, it brought me to tears. I never thought about it going viral, but I couldn't help showing it to people in the office that day. I showed it to our staff, to patients, to friends, and to my family. I then shared it on my own Facebook page with the message, "This is why I love coming to work every day." It kept getting likes and shares. I remember looking at it and thinking, "Wow, over 200 people have seen this video!"

## When did you realize that it had gone viral, that it had, in fact, become a big deal?

The next day when the video had several thousand views, I realized what could possibly happen. It just kept climbing exponentially. Although I didn't think about it going viral initially, it's not hard to see why this video would get so many views. Baby Piper's reaction is just so genuine and joyful that you can't help sharing it with others. It really is the reason why we do what we do.

## Did you enjoy being interviewed by the media?

Ha ha. Well it certainly is interesting. I was interviewed last year for a program called "The List" to talk about computer vision syndrome, so I had some experience with it. I don't really mind doing it, but it can be kind of nerve-racking to be on camera. I always wonder after it is over if I said anything that didn't make sense.

## What was the most interesting/far-reaching interview request you've received?

I did three television interviews, three print interviews, two internet blog interviews, and one live radio program for the local NPR station. My favorite was the radio. It just felt more natural. Of course, it helps when you have Dr. Karla Zadnik on the radio program with you. My thanks to her for keeping the conversation



Dr. Josiah Young

flowing smoothly. It was just a Q&A session for 20 minutes with callers calling in afterwards. I have a "live" Q&A session with patients every day during their exams, so it was a much more comfortable setting. But for television, even though they were pre-recorded, there's something about doing those interviews that just feels awkward. Maybe it's because of the bright light in my face. Or maybe it's because I never know what to do with my hands!

## How did Piper's parents react?

They were both present for Piper's exam. When I explained my findings to them, they were very understanding. Piper's mother works in eye care, so she was more knowledgeable than most patients about the terminology. That made it easier to explain why the glasses were needed. They didn't think twice about moving forward with the treatment plan.

## Have you noticed an increase in new patients as a result of the viral video?

Our office had our highest grossing August ever. So it has helped some. Many of our current patients tell us they saw the video on the news or online. Some of them have told their friends to come to our office. So that's been nice. I'm not going to retire tomorrow or anything, but overall we have been busier than usual this time of year.

### In your opinion, what is it about this viral video that resonated with so many viewers, prompting them to share it?

When you see Piper's reaction for yourself, it just tugs at your heart. I couldn't help from crying when I saw it, so I knew others would feel the same way. There's just something so genuine about a baby's reaction to seeing her mother that hits home for everyone.

### How do you think this video has affected parents' awareness of infant eye exams?

My big hope in all of this is that parents who see the video will realize the importance of early eye exams for children. I know that InfantSEE has had a lot of good press with this. The AOA certainly rode the wave as well. I want to implore every practice owner out there to put this video on your website, Facebook page, and in your waiting room videos. It's the perfect conversation piece for spreading awareness of the importance of early eye exams. We could really save a lot of vision with that kind of involvement!

### Any next steps for another video? A follow-up, perhaps?

I will leave that up to Piper's mom and dad!

### Since this is your alumni magazine, of course we're going to ask you to share a few memories of your time here at the College of Optometry ... did any experiences here prepare you for your internet fame? Who were some key professors, fellow students, etc. who influenced you?

Our class of 2009 was a special group. We formed some amazing bonds during our first year at TBDOTL. We created an entire week of celebration named after one of our classmates, **Mike Shaheen (OD'09)**, and we continued this celebration week annually during school. **Nick Peiffer (OD'09)** was even able to arrange financial sponsorship of the week's events by ophthalmic companies! These great people have become great doctors and are doing great things for vision around the world. My internet "fame" pales in comparison to some of the excellent research and patient care that's being done by these doctors. We certainly wouldn't be who we are today without the encouragement of our professors.



A good number of members of the Class of 2009 grew mustaches annually during what they called "Shaheen Week" to lighten the mood during their intense optometry studies.

Top Row: **William Tuten (OD/MS'09)**, **Troy Ogden (OD'09)**, **Nicholas Peiffer (OD'09)**, **Matt Breslow (OD'09)**

Bottom Row: **Josiah Young (OD/MS'09)** and **Mike Shaheen (OD'09)**



Dr. Mae O. Gordon gives the Myers Lecture

## Myers Lecture Series: **MAE O. GORDON, PhD**

By Karla Zadnik, OD, PhD, *Dean*

The seventh annual Jeffrey and Joyce Myers Lecture Series was celebrated on September 17 with a lecture, “Implementing NIH Requirements for Rigorous Experimental Design” by Mae O. Gordon, Professor, Department of Ophthalmology and Visual Sciences and Division of Biostatistics, Washington University.

To view the Myers Lecture:  
[go.osu.edu/myerslecture](http://go.osu.edu/myerslecture)





Joyce Myers, Mae O. Gordon, PhD, and **Jeffrey Myers (OD'84)**

Dr. Gordon's experience and expertise include the development of outcome measures, risk modeling, in-home visual function testing, design and conduct of randomized clinical trials and observational studies. She is the Principal Investigator (PI) and Director of the Coordinating Center for the Ocular Hypertension Treatment Study (OHTS), a multi-center randomized clinical trial funded by the National Institutes of Health (NIH) that definitively confirmed the safety and efficacy of ocular hypotensive medication in preventing glaucoma. Gordon and colleagues were among the first to identify central corneal thickness as a risk factor for the development of glaucoma. Central corneal thickness measurement is now included in preferred practice plans worldwide and was assigned a CPT code in the US. Gordon and colleagues also validated the prediction model for the development of glaucoma in an independent European sample of over 1,000 patients. The prediction model, which is available on an interactive web site, receives more than a 1,000 hits per month. NIH has funded a 20-year follow-up study of the OHTS cohort that will begin in 2016.

Dr. Gordon was PI and Director of the Coordinating Center for the Collaborative Longitudinal Evaluation of Keratoconus (CLEK) Study, the first multi-center study funded by the NIH in Optometry. In close collaboration with optometric colleagues, she is currently the PI of a planning grant, "Reducing Adenoviral Patient-Infected Days," to test the efficacy of betadine 5% in the treatment of conjunctivitis. (Her collaborators recently gave her a pair of custom earrings shaped like the adenovirus!)

After the event, Dr. Gordon wrote, "Goodness, you [at Ohio State Optometry] are among the longest standing, (and still standing) collaborators ever. How gratifying to witness how much joy you got from research/teaching then and now!! How fortunate to have an energetic,



Israel Goldburg, PhD, **Joe Barr (OD'77, MS'79)**, Tim Edrington, OD, MS, Mae O. Gordon, PhD, and Karla Zadnik, OD, PhD

"Goodness, you [at Ohio State Optometry] are among the longest standing, (and still standing) collaborators ever. How gratifying to witness how much joy you got from research/teaching then and now!!"

## Mae O. Gordon, PhD



Dr. Gordon wearing adenovirus earrings given to her by her RAPID study group

visionary alumnus like Dr. Myers. May his example ignite a culture of continuous support for the college."

In mid-October, Dr. Gordon received the Carel C. Koch award from the American Academy of Optometry at the annual meeting in New Orleans for her outstanding contributions to the enhancement and development of relationships between optometry and other professions. Mae is such a Buckeye at heart that she wore a sparkly Ohio State t-shirt as she presented the Myers lecture, and her interpretive dance to "Hang On Sloopy" at the Academy meeting with Ian Bailey, OD MS from UC Berkeley was a thing to behold.



Eager students soak in the excitement of the first day of orientation.

## WELCOME, CLASS OF 2019!

By Sally Haltom, MA, *Director of Student Affairs*

We were delighted to greet the members of the Class of 2019 on August 21 as they gathered for their first day of orientation. The members of the class were eager to get to know each other and to begin their Ohio State Optometry adventure, and nervous smiles turned to funny and interested chatter during the morning icebreaker.





Clockwise from top left: Students stroll down West 10th Avenue getting to know the area; **Jessica Kreinbrink ('19)** and **Laura Chenoweth ('19)**; **Jordan Claboine ('19)** enjoys a conversation at the welcome dinner; **Bradley Dougherty (OD/MS'07, PhD'13)** introducing his table; **Whitney Ellerbrock ('19)** and fellow students at the dinner.

Dean Karla Zadnik, Associate Deans **Mike Earley (OD/MS'88, PhD'92)**, **Greg Nixon (OD'96)** and **Jeff Walline (OD, MS'98, PhD'02)**, and the autumn semester first-year faculty all provided warm words of welcome and an overview of their various roles as well as information about autumn semester courses. As the day progressed, the new classmates found their lockers, sat for their class composite photos, and toured around the college and south campus, their new home for the next four years. They ended the day with a cookout and enthusiastic welcome at the EΨE house, to rave reviews!

Day two of orientation provided information on college and campus resources and an opportunity to meet and brainstorm with fellow first-year students from all the other Ohio State health science programs in discussion groups. The following day classes started, and the newest members of the Ohio State Optometry community got their first taste of the important basic sciences courses that will provide the strong foundation for their optometric learning and eventual practice.

On August 24, the Class of 2019 gathered at the Faculty Club for the Welcome Dinner. After greetings from Dean Zadnik, they assembled at their tables and got to know their faculty and student leader hosts over a sumptuous dinner. After dessert, Dr. Earley started the festivities by introducing the students at his table and sharing some fun and interesting facts about each of them, to avid interest, appreciative laughter, and rounds of applause. The other faculty hosts followed suit at their tables, and soon we all knew a little bit about every new student! Representatives from the Ohio Optometric Association, Optometry Alumni and Friends, and Student Council then shared their own words of welcome and wisdom, and Dean Zadnik closed the program with heartfelt good wishes. Groups of new students – new friends, now – lingered to chat and savor the moment. Class of 2019, welcome to the family!

# WILDERMUTH OPTOMETRIC RESEARCH CLINIC

## Advancing Scientific Knowledge **THROUGH RESEARCH**

By Karla Gengler-Nowak, PhD, CRA, *Grants and Contracts Administrator*

Research is the engine that moves the optometric profession forward, offering patients new treatments and the latest technologies to improve their lives. The College of Optometry's faculty members and students engage in a wide variety of optometric research, and we will introduce you to the people and research projects in this and upcoming issues of BuckEYE magazine!

We'd like to start by introducing ... you. Did you know that you can get involved with research at your alma mater? Many ongoing research projects need to enroll more subjects, and you can participate in research by referring patients who may be eligible; however, we don't want this to be a one-way street. We want to offer you benefits beyond knowing that you are helping advance scientific knowledge, supporting your alma mater, providing advanced patient care through research, and giving back to the faculty. What would help entice you to refer potentially eligible patients to a study? Would it be summaries of the treatment for patients you refer, acknowledgment in publications resulting from the

research, continuing education credits, return of patients to your practice for spectacle purchase, or some other benefit? How would you like to access information about various studies ... the College website, summary cards for your office, brochures to give to your patients, or some other method?

Please let us know what would make it easier or more enticing to refer patients to studies at the College of Optometry by contacting **Jeffrey Walline (OD, MS'98, PhD'02)**, Associate Dean for Research, at [walline.1@osu.edu](mailto:walline.1@osu.edu). Our researchers are excited to work with you, our alumni!



## Thinking about Naming Colors

Ever wonder if the names of colors affects how we think of colors? Delwin Lindsey, PhD, and Angela Brown, PhD, do! They have shown that the Hadza, hunter-gatherers in Tanzania, group colors in a similar way to native English speakers and Somali immigrants to the U.S. The Hadza's language is evolving to include more terms for colors, but the terms are not used by all Hadza. <https://news.osu.edu/news/2015/09/10/color-naming/>

## Bioptic Driving Safety


Some people with central visual acuity loss can use bioptic telescopic spectacles to obtain a driver's license, but questions remain regarding users' safety and training. **Bradley Dougherty's (OD/MS'07, PhD'13)** research showed that previous driving experience and driving trainers' ratings better predict road test results and future motor vehicle collision rate compared to visual factors.

## Research Year in Review

As we prepare to ring in a new year, we also look back on some of our accomplishments in the 2015.

- Grants from the National Eye Institute totaled more than \$2.5 million, providing funding for multi-center clinical trials, career development, and training experiences for our students.
- An additional \$1 million in funding was awarded from other federal agencies, private sponsors, and industry supports other clinical and basic science research.
- College investments in the research mission bring more computing resources for developing novel imaging systems.
- Interest in research among optometry students is high – six students were accepted into and completed our Federally-funded, recently renewed summer research training program.
- Construction of a new virtual reality lab for research in space perception is nearly completed.
- The National Science Foundation awarded \$0.5 million for research that aims to mathematically model color perception in the brain.
- College researchers (Zadnik et al.) showed that myopia onset can be predicted using a single measure of refractive error. Read more at [www.ncbi.nlm.nih.gov/pubmed/25837970](http://www.ncbi.nlm.nih.gov/pubmed/25837970).





## Ohio State Honors Dean Emeritus Richard M. Hill's 50-Year Career

By Bob Newcomb, (OD '71, MPH)

Last July, the outstanding academic career of Dean Emeritus Richard M. Hill, OD, PhD was featured in a public display on campus. Two large display cases on the first floor of Graves Hall – directly across the street from the College of Optometry – contained five panels that highlighted five areas of his remarkable career: Teaching; Research and Publications; Service to Ohio State and other organizations; College Administration; and Awards and Honors. The panels contained explanatory text, photographs, books, manuscripts, research and clinical equipment, artifacts, and special memories of his 50 years at Ohio State.

**Robert D. Newcomb (OD '71, MPH)** helped Dr. Hill organize his archives in preparation for this display. Kerri McTigue, Senior Graphic Designer at the College, created a beautiful poster which received acclaim from Ohio State health science faculty, staff, and students who passed through Graves Hall during the month of July.

Linda Stone, MD, is a retired faculty member in The Ohio State University College of Medicine. Near the end of July, she wrote a note to Dr. Hill that said, in part:

... We have loved your exhibit and it has received so many positive comments. One medical student told me that what struck her about the exhibit was the breadth of lives touched by one person. It gave her insight into all the ways we touch lives in healthcare ...

"We have loved your exhibit and it has received so many positive comments. One medical student told me that what struck her about the exhibit was the breadth of lives touched by one person. It gave her insight into all the ways we touch lives in healthcare."

**Dr. Linda Stone**

Dr. Hill's archives have now been donated to The Ohio State University Medical Heritage Center, which is located on the fifth floor of the Prior Health Sciences Library, next door to the college. Dr. Hill is in good health and still resides in Columbus. He is active in the Ohio State's Retirees Association and the Torch Club of Columbus when he is not reading, lecturing, or traveling with his wife, Lee.

Congratulations Dr. Hill! Thank you for your many lasting contributions to the art and science of vision care.

# NEW TECHNOLOGY AIDS

## in College of Optometry's Educational Mission

By Gil Pierce (OD'89, MS'92, PhD'94)

Recently, the College of Optometry has introduced three technological advances to aid in curriculum evaluation, teaching, and testing our students.

### eyesi by VRMagic

eyesi by VRMagic is a virtual reality simulator that can be used to teach binocular indirect ophthalmoscopy (BIO) and direct ophthalmoscopy. The college recently purchased several BIO simulators and one direct ophthalmoscopy simulator, and they are located in a teaching lab on the ground floor of Fry Hall. The simulators resemble a mannequin head and are equipped with special electronic "lenses" that create natural looking retinas when used with the head. The simulators can be used to teach basic BIO and direct ophthalmoscopy skills and give the students feedback via an attached computer on what parts of the retina they have examined. Once the students develop adequate examination skills, they can be tested on a wide-variety of retinal disorders. While nothing beats examining a real human eye, the eyesi simulators will help students perfect their ophthalmoscopy skills, without needing to dilate each other's pupils as often as they have in the past.

### ExamSoft

ExamSoft is a testing software program that was introduced in the College of Optometry in fall semester of 2015. The program allows in-class testing (midterms, quizzes, finals) on electronic devices such as laptops and iPads. There are many advantages to testing with ExamSoft, including randomization of question order and randomization of multiple choice responses within a question. This ensures that while everyone in the class is taking the same exam, no two exams will be exactly alike in order of questions or responses. Perhaps more importantly, ExamSoft scores the exams as soon as they are submitted by the students and gives a very thorough analyses of the exam itself, and each individual student's performance. When scores are released to the students, they can see their score, an analysis of their strong areas, and those areas that may need to be reviewed, based on categories selected by the instructor. It should assist both faculty members to write better exams

and students to make sure that their understanding and ability to apply knowledge is strong in all areas. ExamSoft was introduced to the college by **Chris Woodruff (OD'86)**, Professor of Clinical Optometry, and he has been invaluable in helping faculty members develop and administer their exams.

### All-of-E

All-of-E is an educational tool that is helping the College of Optometry evaluate its curriculum. In the software program, a curriculum grid is entered, based both on categories that are tested by the National Board of Examiners in Optometry (NBEO) and on the curriculum categories evaluated by the Accreditation Council on Optometric Education (ACOE). Faculty are asked to list which NBEO and ACOE categories are covered in each of their classes. Then, the software can look for redundancies and gaps in our curriculum. While some redundancies in topics are expected and warranted, the college wants to ensure that there are no gaps in the material being covered. This will help the college to continue to be on the forefront of Optometric Education. All-of-E is being administered by Curriculum Committee chair **Nick Fogt (OD'92, PhD'96)**.



One of our students learning using the eyesi system.



# HOWARD AND THE AMAZING EYE EXAM

Free eBook raises parental awareness, preps kids for eye exams

By Sarah Cupples, MA  
Director of Marketing and Communications



As a mom, **Cayti McDaniel (OD/MS'08)**, knows a lot about children's books, and as an associate professor of Clinical Optometry and Chief of the Binocular Vision and Pediatric Optometry Service at The Ohio State University, she knows quite a bit about what it's like for children to visit the optometrist. This enthusiasm and expertise attracted the attention of Alcon, as the company developed a new children's eBook that aimed to bring awareness to the importance of children's eye exams to parents, while making kids feel more comfortable about the experience.

Titled *Howard and the Amazing Eye Exam*, the book, co-authored by Dr. McDaniel, tells the story of a hedgehog named Howard who gets glasses and then presents his experience to classmates during show and tell.

"We chose show and tell because it's something that kids can relate to, and it's a way that kids show off something new and important," explained Dr. McDaniel. "We want seeing the eye doctor to be considered something fun that they want to share."

According to Dr. McDaniel, the writing process was extremely enjoyable, and being a parent really helped. "I see how much my girls love having books read to them, and I think that this could really help a lot of children who have anxiety about going to the doctor," she said. "Many parents read to their kids each day anyway, so this book easily could be implemented into a regular routine. It makes it easier on the kids because they know what to expect, AND it's easier on the optometrists, because the kids are calmer."

"This is a cause that is near and dear to my heart," said Dr. McDaniel. "There are so many children with undiagnosed vision disorders that are impacting their daily lives. I'm glad that Alcon has helped us to take a stand on this very important public health concern."

The book is available as a free download at  
[www.theeyesolution.com/kids-ebook.html](http://www.theeyesolution.com/kids-ebook.html)



# PEGGY BUCKMAN RETIRES

## Lower Lights Christian Health Center assistant manager says farewell

By Barbara Fink (OD, MS'85, PhD'92)

Peggy Buckman, assistant manager of the optometry clinic at Lower Lights Christian Health Center, retired in June. Her retirement reception at Lower Lights was attended by her sisters (Evelyn, Carol and **LeVelle Jenkins OD'88**), parents, family, friends, colleagues, and fellow employees at Lower Lights.

Peggy came to Columbus in 2005 to work at the South High Street Clinic, an outreach clinic of the College of Optometry. The South High Street Clinic was a collaboration with Ohio State's Family Practice and, for a time, Ohio State's College of Dentistry. **Jackie Davis (OD'81, MPH)** was recruited to develop this clinic, and Peggy was hired as the assistant manager.

When Ohio State's Family Practice combined its clinic with Care Point East and exited the South High location in 2012, the optometry clinic moved to Lower Lights Christian Health Center at 1160 West Broad Street, the former home of the Anthony Thomas candy factory. In addition to optometry, the Lower Lights clinic includes family practice, dentistry, mental health, pharmacy, and a beauty salon. Peggy continued as assistant manager at the Lower Lights optometry clinic, serving alongside Dr. Davis.

Peggy recommends that the students listen to Dr. Davis' counsel. "Dr. Davis is one classy doctor. She has a passion for people and everything she does. It has been an honor working with her. She is excellent for Ohio State and for Lower Lights."

Peggy is looking forward to her retirement--traveling, playing her bass guitar, riding her motorcycle, and horseback riding. She bought herself a self-propelled lawnmower and a gas grill for her retirement presents and intends to spend more time in her yard and in Florida.



Peggy Buckman and fellow Lower Lights staff member Curtis Williams



Peggy prepares for retirement on her motorcycle (above) and horseback riding (below).



## DR. STACY YANIGLOS RETIRES

By Bob Newcomb, (OD'71, MPH)



**Stacy Yaniglos (OD'77)** has retired from the Louis B. Stokes Veterans Affairs Medical Center after serving as the Chief of Optometry at that facility for 36 years.

At the Cleveland VA, she developed the Optometry Student Externship Rotations and the Optometry Residency Program. Besides optometry students and residents, she also taught physiological optics and clinical refraction to ophthalmology residents and primary eye care to internal medicine residents and medical students.

The development of interdisciplinary eye clinics and Community-Based-Outpatient-Clinics (CBOCs) were career-long interests of Dr. Yaniglos. In addition to seeing patients, teaching students and residents, and administering the complex operations of the eye clinic, she collaborated with several excellent research teams investigating the areas of ARMD, oculomotor dysfunction (including nystagmus), and optic nerve changes in MS patients.

She also served as a member of the Accreditation Council on Optometric Education (ACOE) for 10 years. During her outstanding VA career, she achieved the academic credentials of Associate Professor of Ophthalmology at the Case Western Reserve University School of Medicine, and Clinical Associate Professor of Optometry at The Ohio State University College of Optometry.

Stacy and her husband **David (OD'77)** live in Kent, Ohio. In retirement, she is looking forward to expanding her activities with civic organizations, her church, and Women 4 Women, an organization supporting education of Cambodian women.

Congratulations Dr. Yaniglos! Thank you for serving our veterans, our profession, and our students and residents.

## Chandler, AEVR request increased NIH/NEI funding from Congress

By Gil Pierce (OD'89, MS'92, PhD'94)



Heather Chandler, PhD, recently participated in an Alliance for Eye and Vision Research (AEVR) Congressional reception sponsored by a grant from Research to Prevent Blindness (RPB). She was one of 21 Emerging Vision Scientists (EVSs) to display posters of their research during the reception. This event was held in conjunction with World Sight

Day 2015 on October 7, and followed a VISION 2020 USA briefing entitled Burden of Uncorrected Refractive Errors in Vision.

The following day, Dr. Chandler and the other EVSs met with their Congressional delegations to request

robust, sustained, and predictable funding for the National Institutes of Health (NIH) and the National Eye Institute for Fiscal Year 2016 and beyond from Congress. While the researchers were on the Hill, the Senate Labor, Health and Human Services, and Education Appropriations Subcommittee held a hearing with NIH Director Francis Collins, MD, PhD on the NIH budget and prospects for young investigators.

Dr. Chandler has been a faculty member in the College of Optometry since 2007 after receiving her PhD in veterinary biosciences from The Ohio State University. Dr. Chandler's primary research focus examines the mechanisms by which cataracts and secondary cataracts form. She also teaches the Ocular Anatomy course in the first year optometry curriculum.





# I-DOC 2015

By Barbara Fink (OD, MS'85, PhD'92)


Thirty students from 13 states participated in the 2015 Improving Diversity in Optometric Careers (I-DOC) program. This four-day residential program (June 14-17) provided underrepresented minority undergraduate college students with the opportunity to learn more about optometry through hands-on activities, presentations, tours, field trips, examinations, panel discussions, and social activities with faculty, staff, and students from the College of Optometry. The students were rising juniors and seniors who will soon be making decisions about their careers and where they will go to optometry school. Fifteen students were Black/African American, eight were Hispanic/Latino, and seven were Asian. The average GPA for the group was 3.58.

This program is carried out by the Committee for Inclusion and Diversity and sponsored by Vision Service Plan (VSP). Dean Karla Zadnik welcomed the participants and inspired them with the story of her path to optometry. **Jackie Davis (OD'81, MPH)** hosted all the participants, as well as several members of the faculty, staff, and students, at her house for dinner on the first evening of programming. Dr. Davis also provided presentations on presbyopia and differential diagnosis, and she served as moderator for a panel of optometrists, which consisted of **Yoongie Min (OD'89)**, **San-San Cooley (MS, OD'09)**, **LeVelle Jenkins (OD'88)**, and **Jessica Lybarger (OD'15)**. **Barbara Fink (OD, MS'85, PhD'92)** guided students in a cow eye dissection, provided hands-on activities

to demonstrate the components of the eye exam and a presentation on eye diseases. Roanne Flom, OD, Professor of Clinical Optometry and Tom Raasch OD, PhD, Professor, provided presentations and hands-on activities in optics and low vision. Students completed an online survey prior to coming to Ohio State, and Lynn Mitchell, MAS, Assistant Professor presented the results of their survey in a discussion of epidemiology and biostatistics for optometry. All students had eye examinations with upperclassmen and rotated through several vision technology stations that included: corneal topography, fundus photography, vision therapy, ocular imaging, measurement of macular pigments, and perception.

I-DOC participants took a bus to VSP Ophthalmics Laboratory in Lockbourne, Ohio. They were accompanied by Peggy Buckman, Shawn Gilbert and Kim Oyer. Justin Griest, MEd, **Michael Earley (OD/MS'88, PhD'92)** and Sally Haltom, MA provided students with information on the admissions process and conducted a mock interview. Justin and Shawn also accompanied the students on a tour of Ohio State, with lunch at the Ohio Union. NOSA students planned activities for the evening of day two of programming, which included dinner at Buffalo Wild Wings and volleyball.

Several of the I-DOC participants returned to Ohio State this autumn to participate in the university's Graduate and Professional School Visit Day and for interviews with the College of Optometry Admissions Committee.





## Coming Home TO MAKE A GIFT

**Jerry Lowther (BS'66, OD'67, MS'69, PhD'72)**, Andrya Lowther, and Karla Zadnik, OD, PhD.

By Rachel Childress, *Director of Development*

As first-generation college students, **Gerald (Jerry) Lowther (BS'66, OD'67, MS'69, PhD'72)** and his wife Andrya are grateful for the opportunities that an Ohio State education gave them. Even though their careers took them many places, they never forgot the education they received at Ohio State. "Our lives would have been very different if we did not attend Ohio State," said Andrya. "We came home to make a gift to the place that gave us so much."

The Lowthers understand the burden that loans can create for students. Their goal is to ease this burden for optometry students at Ohio State. "I saw firsthand the impact that scholarships have on students," said Dr. Lowther reflecting on his time in academic administration. "We want to help students gain the full academic experience without worrying about how they are going to pay for it."

After learning more about their giving options, they decided that a Charitable Gift Annuity (CGA) was the best fit for them. "The CGA allows us to earn additional fixed income and help future students realize their dreams," said Dr. Lowther. "For us, it was the perfect winning combination."

---

"We want to help students gain the full academic experience without worrying about how they are going to pay for it."

**Jerry Lowther**  
(BS'66, OD'67, MS'69, PhD'72)

---

The gift of this annuity made the Lowthers Neal Bailey Award recipients. The Bailey award, named for former professor and charitable donor **Neal Bailey (BS'47 PhD'54)**, is given to any individual who has surpassed \$50,000 in cumulative giving to the College of Optometry. We are thrilled to present the Lowthers with this award recognizing their significant generosity.



## BV/PEDS Rooms Available for Naming Opportunities

By Rachel Childress, *Director of Development*

The renovation of the Binocular Vision/Pediatrics (BV/PEDS) Vision Rehabilitation (VR) services on the first floor of Fry Hall recently was completed and is now a beautiful space in our facility. If you have an opportunity to be on campus, we hope you'll stop in and see the changes.

This renovation reconfigured the existing space to create many different rooms for exams, therapy, and consultations. At this time, these rooms are available for naming, but the number of spaces is quite limited compared to the rooms available for naming in the pre-clinic. Naming a space in this area would be especially meaningful for alumni or individuals who have personal connections or interests in pediatrics, low vision, and vision therapy. This would also be a wonderful opportunity to name a space in honor of a mentor or loved one who has had a special interest in these areas of study or practice.

The cost for naming a room in the new BV/PEDS area is anywhere from \$25,000 to \$500,000 depending on the space. When you choose to name a room in the college, your gift goes into the College of Optometry Facilities Building and Renovation Fund. This fund is then used to help with the next renovation phase for Fry and Starling-Loving Halls.

If you're considering how you would like to be involved in this project or other renovations of our facility, please contact Rachel Childress at 614-292-2100 or [childress.35@osu.edu](mailto:childress.35@osu.edu) for more information.



## Honoring Donors: Stewardship Weekend 2016

By Rachel Childress, *Director of Development*

As the *But for Ohio State* campaign winds down in its final year, we have much to celebrate. We've used this campaign to focus on creating a culture of giving, and we're well on our way to doing just that with less than \$400,000 to reach our \$10 million goal. In fact, in fiscal year 2015 we received more than \$2.1 million in gifts and pledges, which is a record for our college.

On April 15-16, 2016, we will have our first Stewardship Weekend to thank our most generous donors, past and present. Friday evening we will host our second annual Scholars Dinner. This dinner provides our student scholarship recipients an opportunity to meet the donors who created or are supporting our endowed and current use scholarship funds.

On Saturday, following the "spring game", we will host the Neal Bailey Award Ceremony. The Bailey Award, named for former professor and charitable donor

**Neal Bailey (BS'47 PhD'54)**, is given to any individual who has reached \$50,000 in cumulative giving to the College of Optometry. Awards are also given to corporations who have given \$250,000 to the college.

Special invitations to this exclusive event will be sent out after the first of the year. Please contact Rachel Childress (614-292-2100, [childress.35@osu.edu](mailto:childress.35@osu.edu)) or Michael Haddock (614-688-1363, [haddock.15@osu.edu](mailto:haddock.15@osu.edu)) in the Development and Alumni Office if you have any questions.

## Karla Zadnik Named Executive Dean of Health Sciences

By Sarah Cupples, MA, *Director of Marketing and Communications*



The Ohio State University Board of Trustees approved the two-year appointment of Dean Karla Zadnik, OD, PhD, as executive dean of the health sciences colleges. She succeeds Lonnie King, DVM, the recently retired dean of the College of Veterinary Medicine, who has served as executive dean since 2010. The health sciences colleges include optometry, dentistry,

veterinary medicine, medicine, pharmacy, nursing, and public health.

In addition to her duties as dean of the College of Optometry, Dr. Zadnik's role as executive dean will include administrative leadership, budget and resource allocation, faculty recruitment, development and retention, fundraising, strategic planning and undergraduate advising, career services, and diversity services.

Dr. Zadnik plans to use her 19 years of experience at Ohio State to influence good outcomes for the health sciences, specifically supporting interprofessional interaction.

"We are uniquely poised to accomplish great things," said Dr. Zadnik. "As executive dean, I will be getting out and about, representing the health sciences on the university's Senior Management Council and Faculty Senate Fiscal Committee, and at a variety of events. I think this is a wonderful opportunity for optometry."





# ALUMNI WEEKEND RECAP

By Michael Haddock, *Alumni Coordinator*

This year, 165 attendees participated in the 2015 Alumni Reunion Weekend. On Friday night, alumni were invited to campus to attend a complimentary continuing education course, led by **Carole Burns (OD'84)**, on strategies in practice management. Immediately following the presentation, the Office of Alumni Relations and Development hosted a reception that provided the unique opportunity to catch up with classmates and tour the newly renovated spaces in Fry Hall. Most attendees were able to see the nearly completed Binocular Vision/Pediatrics and Vision Rehabilitation services, on the first floor of the Fry tower.

On Saturday, the college hosted a pregame tailgate before the Buckeyes battled the Western Michigan Broncos. As in years past, there was great food, conversation, and fun had by all. The Ohio State Men's Glee Club stopped by and helped everyone get into the game day spirit with their upbeat version of "Hang on Sloopy" and other Buckeye favorites. It was truly a great weekend for alumni to reminisce about their time as students and the impact Ohio State has made on their careers.



Mark Knapke, Amy Knapke (OD'10), Steven Crum, Amanda Marks (OD/MS'10), Kacie Stucke (OD'10), and Greg Stucke (OD'10).



John Mullins, (OD'90), Brian Mathie (OD'90), Mark Jones (OD'90), Penny Hock-Jones (OD'90), Tonda Mathie, Jody Rowson (OD'90)





**John Archer (OD'74), Cheryl Archer (OD'84), Gil Pierce (OD'89, MS'92, PhD'94), Don Mutti, OD, PhD, Jeff Walline (OD, MS'98, PhD'02), Rachel Childress, Dean Karla Zadnik**



**Kimberly Theis (OD'06) and Charles Evans**



**Bob Dittoe (OD'80), Cynthia Dittoe, Elaine Kapusta, and Mark Kapusta (OD'80)**



**Melissa Berry (OD'90), Tonda Mathie, and Brian Mathie (OD'90)**



Don Mutti gives a tour to alumni.



**1965** **Ralph Williams (OD'65)** is celebrating 50 years of practice this year! Dr. Williams grew up in Seaman, Ohio. After earning his optometry degree from Ohio State, he moved to Hillsboro and operated as the first optometrist in the area able to fit contact lenses, and founded the kindergarten screening program for Hillsboro City Schools. He recently was recognized, alongside eight other members of the class of 1965, on stage in full regalia at the Class of 2015 Doctoral Convocation. In honor of this 50th year recognition, his office held a lunch celebration on October 16 which Dean Zadnik attended as a surprise to him!

**1991** **Jacki Lucas (OD'91)**, who founded and owns Focused on Eyes, was named "Best Eye Care" in the East Valley Area of Phoenix, Arizona by the East Valley Tribune. This is an area that encompasses a population of over 2,000,000. Congrats, Dr. Lucas!

**2005** **John Novak (OD'05)** was recognized on Cleveland.com for his volunteer work providing eye examinations and vision-restoring cataract surgery to a rural village in El Salvador. Prior to his trip to El Salvador, Novak collected over 10,000 pairs of glasses to be sent that were cleaned and sorted by prescription. Many of these spectacles were donated by the Lions Club International, as well as his office that he partners with **Dr. Brooke Bader (OD'05)**.

**2015** **Laura Kahn (OD'15)** recently joined **R. Todd Ragan (OD'93)**, **Robin Sargent (OD'99)**, and **Ryann Thacker Swindler (OD'08)** at their Gallipolis office, Ragan, Sargent & Thacker. Dr. Kahn previously served as an extern at the Dayton VA and at a large cataract surgery center, where she gained invaluable experience in treating ocular disease. As a student, Dr. Kahn was recognized with the Ocular Instruments Award of Excellence. Congrats, Laura, on your recent success and starting your career alongside other BuckEYE alumni!

Congratulations to our alumni who became fellows of the American Academy in Optometry in New Orleans in October:

**Melanie Anspaugh (OD'11)**

**Bryce Brown (OD'12)**

**Michael-Vu Do (OD'14)**

**Lisa Draper (OD'14)**

**Rachael Miller (OD'08)**

**Chantelle Mundy (OD'08)**

**James Omodio (OD/MS'08)**



**Aaron Zimmerman (OD'06, MS'08)** created a Brutus head as part of the Halloween costume for his six-year-old son, Clayton. The Zimmerman family, pictured left to right, Amanda, Clayton, Aaron and Leo (age three).



Pictured left to right (all Class of 1995):

**John Porter, Carla (Polosky) Mack, Doug McCloy, Kara (Schwaderer) Hampton, Mike Fishbaugh, Karen Mullen-Weber, Holly (Choras) Lewton, Dennis Lewton, Stacy Hieb, Scott Palombi, Matt Thees, Karen (Coriell) McPherson, Andrea (Lengel) Noonon, Marc Hartig, Jill Amundson, and Kathy Osborn.**

## In Memoriam

**William "Bill" Kitchell (BS'46)** age 99, passed away on August 12, 2015 in Franklin, Tennessee.

Dr. Kitchell was born in Hampstead, NY on March 3, 1916 and graduated from The Citadel in 1939. He arrived at The Ohio State University School of Optometry, after having served in World War II, to pursue his career in optometry. As a student at Ohio State, Bill was involved in Epsilon Psi Epsilon Fraternity where he held many leadership roles and lived in the house. Upon graduation, he moved with his wife to Weslaco, Texas, and served as an optometrist in the community for over 40 years. Prior to his death, Dr. Kitchell moved to Franklin to live with his youngest son as he prepared for his first great grandchild. He was an avid sailor and photographer, a member of the Valley Sea Scouts, a Commander of the US Coast Guard Auxiliary and a founding member of the Laguna Madre Yacht Club.

Dr. Kitchell was a decorated Navy Pilot in WWII, having received the Distinguished Flying Cross. He is survived by his wife of 70 years: Connie Kitchell, two children, four grandchildren, and three great grandchildren.



**John Wasylik (BS'57)** age 88, passed away on September 2, 2015 surrounded by his family at the Stein Hospice care Center in Sandusky, Ohio.

Dr. Wasylik was born on June 28, 1927 in Chester, Pennsylvania but moved to Dover, Ohio, when he was three years old. After graduating from high school, he worked in a tile factory, an appliance store, and as a household cleaning salesman. He was drafted in the Korean War and served for two years, before returning to the states and enrolling in the College of Arts and Sciences at The Ohio State University, with a specific focus in the pre-optometry program.

After graduation from the School of Optometry, Dr. Wasylik established his practice in Sandusky, Ohio, where he remained until he retired at the age of 80. In addition to running his own practice, he was very involved in his community, serving in a multitude of different youth, civic, professional, and veterans' affairs. Such examples included membership to the Ohio State Board of Examiners for Optometry, President of the Sandusky Area Chamber of Commerce, Chairman and member of the local Salvation Army, Chairman of the Erie County Health Planning Committee, member of the Sandusky Board of Health, member of

the Erie County Soldiers and Sailors Relief Commission, and member of the Sandusky Memorial Hospital Board. In recognition of his work in optometric care and civil service, he was even named Optometrist of the Year.

A decorated U.S. Army veteran, Dr. Wasylik earned the Combat Infantry Badge, Unit Citation and the Bronze Star. He was named one of four Department of Commanders of the Year, representing the Big Ten Conference in 1964. He was a life member of the V.F.W Post #2529 in Sandusky, where he was elected Commander-in-Chief and held office during 1977-1978. Dr. Wasylik is survived by his wife of 61 years, two sons, 11 grandchildren, a great-grandson, and a brother.



**James L. Kuhlman (BS'64, OD'76)**, age 77, passed away on September 3, 2015 at his residence in Dayton, Ohio.

Dr. Kuhlman was born on May 28, 1938, in Dayton, Ohio and graduated from Chaminade High School. He attended The Ohio State University, received a Bachelor of Science in optometric sciences in 1964 and obtained his Doctor of Optometry in 1976. As a professional student, he was a member of Epsilon Psi Epsilon and served as its president. Upon graduation, Dr. Kuhlman returned to the Dayton area and began a practice in Miamisburg, where he served the community for over 45 years. In addition to providing eye examinations for the local school system and working in a practice setting, he served as a member of the Miami Valley Society of Optometrists, the Ohio Optometric Association, the American Optometric Association, Better Vision Institute, North East Vision Service Plan, and a Metropolitan Insurance Life Consultant. During his life, Dr. Kuhlman was awarded the State Optometrist of the Year, Spirit of Dayton Award, and the Us Jaycees Distinguished Service Award. He also was a member of the Fairhaven Community Church for over 20 years.

Often found passionately cheering on the Buckeyes, Dr. Kuhlman could be found on the golf course or spending time with his friends and family as much as possible. He is survived by his brother, two sisters, four children, and three grandchildren.



**Wendell Pfefferle (BS'51)**, age 93, passed away on September 6, 2015 at Columbus West Park Nursing and Rehabilitation Center.

Dr. Pfefferle was born in West Mansfield, Ohio on August 8, 1922 to the late Carl and Nellie Easton Pfefferle. He graduated from West Mansfield High School in 1940 and enrolled at The Ohio State University the same year. As an underclassman, Wendell was drafted to serve in World War II and spent three years in the Asian Pacific, most specifically New Guinea. After being discharged in 1945, he returned to Ohio State and enrolled in the School of Optometry and graduated in 1951. Unfortunately, Wendell had to retire from the profession after 20 years due to health issues.

Dr. Pfefferle was an active member of the Westgate Lodge #623, F&AM, Aladdin Temple Shrine, Hilltop Shrine Club, and the Southeast Lions Club.







IT'S BECAUSE THEY ARE.

As an independent, you're up against market forces beyond your control. Fortunately, you can partner with companies that empower you to be more competitive, and don't compete against you. Companies that **only succeed when you do**. Companies like HOYA.

**HOYA**

**ALLY OF THE INDEPENDENT ECP**

SEE WHY HOYA IS THE RIGHT CHOICE FOR YOUR PATIENTS AND YOUR PRACTICE AT [ecpALLY.com](http://ecpALLY.com)

The Ohio State University  
**Optometry Alumni and Friends**  
338 West Tenth Avenue  
Columbus, OH 43210-1280

Non-Profit  
Organization  
U.S. Postage  
PAID  
Columbus, OH  
Permit No. 711

ADDRESS SERVICE REQUESTED



# Optometry's Got Talent...

We just know it. Share your special hobby or your secret ability with us. We would love to know about it and highlight it in an upcoming issue!

contact Dr. Jeffrey Myers at [jamod@winchestervisioncare.com](mailto:jamod@winchestervisioncare.com)