




## A SENSE OF PURPOSE

Dr. David Bejot brings optometric care and hope to Haiti



## Ohio State University College of Optometry Alumni Society

### President

Vince Driggs (OD'85)

### Treasurer

Chris Smiley (OD'01)

### Board Members

Stephanie Baxter (OD'08) James Bieber (BS'64, OD'68)  
Sylvia Jones (OD/MS'06) Robert D. Newcomb (OD'71, MPH)  
Joe Studebaker (OD'87)

### Optometry Representative, Alumni Advisory Council

Roger Saneholtz (OD'74)

## BuckEYE Magazine Production Team



### Editor

Jeffrey A. Myers (OD'84)



### Dean

Karla Zadnik, OD, PhD



### Contributing Editor & Faculty Liaison

Michael Earley (OD/MS'88, PhD'92)



### Contributing Editor

Barbara Fink  
(OD, MS'85, PhD'87)



### Contributing Editor

Jen Bennett, MSED



### Contributing Editor

Robert D. Newcomb  
(OD'71, MPH)



### Contributing Editor

Gil Pierce  
(OD'89, MS'92, PhD'94)



### Director of Development

Rachel Childress



**Director of Marketing  
and Communications**  
Sarah Cupples, MA



**Senior Graphic  
Designer**  
Kerri McTigue



**Alumni Coordinator**  
Michael Haddock



**Instructional and Web  
Development Specialist**  
Dave Moore



**Program Assistant**  
Courtney Michard

[optometry.osu.edu](http://optometry.osu.edu)

Back copies of the *BuckEYE* can be found at: [go.osu.edu/buckeyemag](http://go.osu.edu/buckeyemag)

*The Ohio State University College of Optometry Alumni Society is a chartered alumni society  
of The Ohio State University Alumni Association, Inc.*

### OSU Alumni Association Director of Alumni Societies

Craig Little

The Alumni Magazine is published by  
The Ohio State University College of  
Optometry Alumni Society.

### Please send alumni news and other communication to:

The Ohio State University  
College of Optometry Alumni Society  
338 West Tenth Avenue  
Columbus, Ohio 43210-1280

[haddock.15@osu.edu](mailto:haddock.15@osu.edu)

Phone: (614) 688-1363

Fax: (614) 292-4705

on the cover:

**David Bejot (OD'93)** and **Jamie Casper (PhD, OD'04)** during Dr. Bejot's first (of many) trips to Haiti.





Letter from the Dean . . . . .	4
Letter from the Alumni President. . .	5
Letter from the Editor . . . . .	6
Alumni Focus: Dr. David Bejot . . . .	7
Q & A: Dr. Sean Powell . . . . .	10
Optometry 101. . . . .	14
O-H-I-O photos. . . . .	17
Research Roundup . . . . .	19
Leaf Room Update. . . . .	20
Development. . . . .	22
Hill Lecture . . . . .	24
Alumni Reunion Weekend . . . . .	25
Optometry Buckeye Onesies . . .	26
Alumni News. . . . .	28

**O-H-I-O Spirit!**  
pg. 17



**ALUMNI FOCUS:**  
**David Bejot (OD'93)**  
pg. 7



**OPTOMETRY 101**  
pg. 14



**OPTOMETRY ONESIES**  
pg. 26

# DEAN'S LETTER

*"Integrate what you believe in every area of your life. Take your heart to work and ask the most and best of everybody else, too."*

—Meryl Streep



In these uncertain times, each day is an opportunity for each of us to evaluate the effect of our beliefs on our lives. At the time of the first of the recent immigration restrictions, Ohio State President Michael Drake wrote, "I want to make clear that we are steadfast in our commitment to academic freedom, the rights and well-being of all members of our university community, and our resolute support of artistic expression and scientific exploration. At our core, that is who we are and how we make a difference." He clearly carries his heart to work and asks that we all be our best in support of our students and our creation and dissemination of new knowledge.

This is always a wonderful time of year at the college. It's easy to take our hearts to work. Valentine's Day marked the first

#buckeyelove initiative for university advancement. It was fun to focus on Ohio State giving and paying it forward for a day. By the time you read this, the project will be completed for this year, and we'll know how much of their best everyone gave to it.

We are actively planning the many activities for graduation weekend (May 5-7). This year, for the first time, the college has assumed both financial and planning responsibility for the annual student awards banquet. Convocation promises to be the best ever with a celebration of the mighty Class of 2017, anyone who graduated in 1964 or earlier, and our 2017 alumni awardees **Jamie Casper (PhD, OD'04)** and **Loretta Szczotka-Flynn (OD/MS '92, PhD)**. We are always torn as we launch a new cohort of optometrists into their professional lives, but we know we will miss them. Fortunately, we also know that they will make the transition to alumni and that we will see them at optometric and Ohio State events for years to come.

In early February, I heard that a dear friend and colleague from the Southern California College of Optometry, Dr. Harue Marsden, lost her five-year battle with breast cancer. She passed surrounded by family and friends. Dr. Marsden was a force of nature with an infectious laugh and a smile that lit up her face and the faces of those around her. She was smart as a whip and deeply committed to her students and residents. Dr. Drake's words would resonate with her. She took her heart to work. She asked the most and best of everyone around her. I fully expect in honoring her that optometric colleagues will reach higher and achieve more.

**Karla Zadnik, OD, PhD**

Dean

Glenn A. Fry Professor in Optometry and Physiological Optics

## Spring 2017



Hello, fellow Buckeyes!

As we slowly leave winter behind and move into spring (of course we all know the real start of spring in Columbus is the Buckeye Spring Game on April 15), I feel this is a good time to review our society's still relatively new "dues" policy. In years past, society members received their annual dues reminder about this time of the year; however, similar to The Ohio State University Alumni Association, the Optometry Alumni Society (OAS) is now a "donations-based" membership organization. Put simply, any donation of \$75 or more made to the College of Optometry qualifies the donor as a "sustaining member" of the OAS for that calendar year. Previous Life Members of the OAS are grandfathered as sustaining members of the OAS. Donations can be made to any of the college's funds or endowments.

Here's where it can get a bit tricky. Donations that would qualify the donor as a "sustaining member" of the OAS also make that donor a "sustaining member of The Ohio State University Alumni Association, with all of its associated benefits." Yes, including being able to participate in the lotteries for football tickets. This does not work in reverse; i.e. a donation directly to The Ohio State University (but not designated for the College of Optometry) will not also qualify that donor as a "sustaining member" of the Optometry Alumni Society.

The "Giving" section on the College of Optometry's webpage lists a number of general donation possibilities. Please note, however, that the "igive" link at the top of the page and the "www.giveto.osu.edu" website at the bottom of the page direct the reader to the donations link for the university, not the OAS and the college. Without a very careful and exact listing of an appropriate optometry fund, any donations made through these links would go directly to The Ohio State University and thus, would not qualify the donor as a "sustaining member" of the OAS.

Contact information for the College of Optometry's Director of Development, Rachel Childress, is listed at the bottom of that Giving page. You can contact her [email: childress.35@osu.edu] with any questions or concerns. Also, it is my understanding that you should receive (or have already received by the time this is published) a mailing, outlining the process and a selection of eligible funds, from the college.

Enough administrative talk. I want to take a moment to recognize, and heartily congratulate, two of our members who will be awarded our society's highest honors. **Jamie Casper (PhD, OD'04)** has been named winner of the 2017 Early Professional Achievement Award, given annually to a recent graduate – defined as 15 years or less since graduating from the college – who demonstrates optometric excellence in combination with service to the profession and the community. **Loretta Szczotka-Flynn (OS/MS'92, PhD)** has been named the winner of the 2017 Distinguished Alumnus Award, which recognizes national and international optometric leaders in research, service, and promoting our profession. They will be formally recognized at the College of Optometry's Convocation ceremony in May. We had a number of extremely qualified and worthy candidates this year, which further illuminates the accomplishments of Jamie and Loretta.

With that, I will say goodbye until next issue and, always ...

Go Bucks!

**Vincent L. Driggs (OD'85)**

President, Ohio State Optometry Alumni Society

## Can You...?



A few decades ago, in the early days of my career, I was actively involved in the Scouting program. Adult leader training was an area in which I spent much time and effort. As part of those training experiences, adults would be assigned to groups called patrols that functioned as a part of the training troop. A goal of this concept was to offer folks who had not been scouts during their own youth to experience what it was like to be a part of a patrol and experience how it functions.

One patrol was assigned the responsibilities of the Program Patrol. They had various responsibilities during the training session, and a member of the patrol would be assigned to carry the symbol of the Program Patrol, which was the Kando Horn. It was used as a reminder that when the Program Patrol was asked to complete a task, they would simply respond “can do” and would carry out the task

to the best of their ability.


In my experiences in volunteer activities and in business with vendor partners and with staff, I have come to appreciate a “can do” attitude. If I asked you to identify staff or colleagues in a volunteer endeavor that you know who are “can do” people, you could likely identify them very quickly. These are the ones who, when presented a task, simply say “can do,” complete the task without reservation, with little oversight, and on time. They often take on more responsibilities but handle them with little apparent effort and complete them without complaint, being able to overcome obstacles in the process.

Likewise there are folks who are not “can do” folks. You might hear them say, “Not my job” when faced with a challenge. You can likely identify people like this in your experience as well. They are quick to tell you where a problem lies, complain if things are not exactly to their expectations, and point out the flaws and shortcomings of those around them. Everything seems to be a big deal and an insurmountable challenge for them. They spend time complaining to others in a group about what they perceive as the problems. Unfortunately, they don’t often offer solutions.

To me, there is tremendous value in a “can do” individual, whether in family endeavors, volunteer relationships, or business relationships. Four staff members with a “can do” attitude far outshine eight staff members with a “not my job” attitude. To some extent, we can control the people that surround us. Maybe it is time to surround yourself with “can do” people. Life will be far more pleasant. Volunteer endeavors will be more fun. Practice will be far less stressful.

Remember we cannot control the attitudes of others, but we can control our own. Aspire to have a “can do” attitude in all you do. Overcome obstacles in all areas of life. Act in a way that people love to have you around. You will not need to wear a Kando Horn for people to know; they will just be able to tell.

**Jeffrey A. Myers (OD’84)**  
BuckEYE Editor



Dr. Myers with grandchildren (on lap) Isla and Dorian, and Sladen (over shoulder).





# Haitian Patients Grateful for Optometric Care

By Sarah Cupples, MA  
*Director of Marketing and Communications*

When your patient base includes a voodoo doctor and a man who traveled by horse for two hours to receive an eye exam, your days are never boring, **David Bejot (OD'93)** has learned. Since 2008, the Toledo-area optometrist has traveled to Haiti about 20 times as part of an eye care team that has seen more than 6,000 patients.

In just the past year, the team gave out more than \$180,000 in eye medications donated by Allergan and Alcon to treat dry eye, infections, allergies, and glaucoma. Their work has even branched beyond optometry to include clean water initiatives.

Dr. Bejot's interest in service trips was sparked while he was an Ohio State Optometry student. "I was always interested in SVOSH, but they always went during the

summer, and I couldn't afford to take time off and go on a trip," he said.

He finally was able to take his first trip to Haiti in 2008, as he was working with a Methodist Church. **Jamie Casper (PhD, OD'04)** traveled with Dr. Bejot. "I was very lucky to have Jamie go with me," he said. "He showed me the ins and outs of how to properly set up a makeshift office."



Dr. David Bejot, left, and Eric Messer go to Haiti a few times a year for an eye clinic and to help repair a local hospital in Dessalines, Haiti.

After that first trip, Dr. Bejot was hooked. On every trip since, he has offered a broad range of eye care services. The most common problem Dr. Bejot sees in his Haitian patients is presbyopia.

“Presbyopia starts in the early to mid-30s in Haiti,” he explained. “Pretty much everyone I see cannot afford to see a Haitian eye doctor, and there is no way they could afford a pair of reading glasses. Giving them a pair of reading glasses, for most of them, ‘gives their lives’ back to them.”

As far as eye diseases are concerned, Dr. Bejot sees cataracts, dry eye, allergies and pterygia most commonly. His team makes sure to give every patient artificial tears and sunglasses, plus prescription glasses, if needed.

**“I would guess out of 600 patients I see, around 50 are completely blind from glaucoma... If they lived in the U.S., they would not have gone blind.”**

**Dr. David Bejot**

“I would guess out of 600 patients I see, around 50 are completely blind from glaucoma. It is an amazingly high figure. What makes it more sad, is that a lot of them are in their 40s and 50s. It is common to see eye pressures in the 40-50 mm Hg range. If they lived in the U.S., they would not have gone blind.”

One patient had a piece of metal stuck in his eye for six months. “It took me a while to get it out, but I did,” said Dr. Bejot. “I gave him antibiotics and he came back the next day with the biggest smile! He said it was the first time in six months he slept the entire night.”

There’s a trickle-down effect with the treatment he provides. “I treated a nurse from the small rural hospital where I work, and her job was to help the other doctors get medications ready. She needed +2.50 D reading glasses, and I could tell she really could not clearly see



“Pretty much everyone I see cannot afford to see a Haitian eye doctor, and there is no way they could afford a pair of reading glasses. Giving them a pair of reading glasses, for most of them, ‘gives their lives’ back to them.”

### Dr. David Bejot

the amounts of meds she was drawing up. By helping her see clearly, a lot of patients received better care.”

In one of his earlier trips, Dr. Bejot treated an elderly woman who said she had cataract surgery somewhere in Haiti years ago but could no longer see to read. “A doctor in Haiti told her that there was nothing that can be done for her sight,” explained Dr. Bejot. “She was skeptical that I could help, but I did. Fortunately, we have an optician who makes specialty glasses and could create exactly what she needed.”

Other cases are simply heartbreaking, because they likely wouldn’t happen in the U.S. “I had a 21-year-old patient, two years ago, who had just lost a child at birth the previous day. She told her doctors that she could not see, so they referred her to me. She was completely blind – no light perception in either eye. She had pre-eclampsia (uncontrolled hypertension) during her pregnancy and was unable to get proper medication. The malignant hypertension in her eyes caused massive bleeding and scarring of her retinas. It was very sad because I had to tell her that she would not get her vision back.”

After volunteering in Haiti for a number of years, Dr. Bejot realized that clean water is vital to good eye care and good health in Haiti. He and his colleagues created a nonprofit organization called DEXA, and worked with other groups to improve overall health conditions in Haiti.

“Non-sanitized water is the second leading cause of death in Haiti,” said Dr. Bejot, who has witnessed this firsthand.

His work with clean water initiatives caught the attention of former Interim President of Haiti Jocelerme Privert, who invited Dr. Bejot and his colleagues to his “oval” office to discuss electricity generator technology that could be used in hospitals.

“We plan to meet the new president, Jovenel Moise, this summer,” said Dr. Bejot. He is hopeful that his team’s clean water work will continue to make a positive impact.

There isn’t much of a culture shock when Dr. Bejot returns home to Toledo after his trips to Haiti. “I don’t worry about the little things anymore,” he said. “I feel very blessed to be born and educated in the U.S. We

have access to health care, housing, education, and even college. For most every Haitian in Haiti, this is not an option.”

“By the nature of who we are, as optometrists, we like to help people in need,” Dr. Bejot said. “I get a lot more personal satisfaction helping out in Haiti than I ‘feel’ in the U.S. Mainly because, in Haiti, we are literally helping people who do not have the means to get help, geographically and economically. Plus, my mentor, **Kevin Alexander (OD’76, MS’77, PhD’79)**, told me that as optometrists, we must give back to our profession in some way.”

Bejot plans to spend significantly more time in Haiti when he retires and currently is in his third year of taking French classes at the University of Toledo so he can fluently communicate with his Haitian patients.



Dr. Bejot providing eye care in Haiti.





# Q&A

## **Sean Powell (OD'00, MS'02)**

on private practice, industry, and how to make sure optometrists are part of the medical device conversation



When we learned that **Sean Powell (OD'00, MS'02)** won Alcon's iSurgical Master's Club Award in January, we jumped at the opportunity to go beyond a simple congratulatory announcement and dig a little deeper to find out what it's like to have the job title, "Senior Therapeutic Area Lead: IOLs, Surgical Diagnostics and Refractive Lasers in Alcon U.S. Surgical Medical Affairs."

Dr. Powell and his wife, **Deanna (Veeder) Powell (OD'02)**, son (Caleb), daughter (Lily), and son (Jack) currently call Texas home. He took a few moments to chat about his appreciation for Ohio State Optometry, the differences between working in private practice and industry, and more.

## QUESTIONS

---

**How old were you when you first got glasses?** Not until my junior year of high school. I was taking an AP history class that had about 60 students in it and was sitting in the back of the room and could not make out the board clearly. I went to an optometrist and found out I had 2.50 diopters of against-the-rule astigmatism in both eyes! My first contact lenses were Cooper Vision Hydrasoft Torics. Today, I no longer wear glasses or contacts; I had LASIK surgery in September of 2011. My wife makes sure I still receive my annual comprehensive eye exam.

**Why did you choose to study optometry?** I have always been good in science and math and was interested in pursuing a career in the medical/health care field. I also wanted a career that would allow me freedom and to spend time with my family and not always be on call or at the hospital.

**Why did you choose to attend Ohio State?** The caliber of education and the focus on primary care optometry and contact lenses.

**Why did you choose to pursue the Advanced Practice Fellowship (APF)?** My first contact lens instructor was **Mo Merchea (OD'97, MS'99, PhD'03, MBA)** and by the end of the quarter he told me that I

should consider doing the contact lens/cornea APF; I had never even thought about doing a residency until then. After talking with the current resident at the time (**Brad Giedd, OD, MS'00**) and discussing with **Joe Barr (OD'77, MS'79)** and **Lisa Badowski (OD'88, MS'90)**, I made the decision to pursue the APF. The focus on research and the experience fitting complex contact lenses under the supervision of very experienced clinicians as well as the opportunity to teach optometry students, prepared me for private practice, performing clinical research and my career in industry.

Our tradition of academic excellence is apparent at Ohio State Optometry, but again and again, we're told that **PEOPLE make the biggest impact**. **Who were your favorite faculty members?** There were so many – we had some incredible lab instructors during my four years: **Kelly Nichols (MS'98, PhD'01, OD, MPH)**, **Jason Nichols (OD'99, MS'00, PhD'04)**, **Kathy Osborn Lorenz (OD'95, MS'97)**, **Tyson Brunstetter (OD/MS'97, PhD'00)**, **Jeff Walline (OD, MS'98, PhD'02)**. These people are now leaders in our profession; in charge of educational institutions, performing cutting edge research, leading the way in industry, making an impact in the field of space exploration. **Mike Earley (OD/MS'88, PhD'92)** was definitely a favorite during our first year. **Greg Good**



**Sean Powell (OD'00, MS'02)**

**(OD'75, MS'79, PhD'81)** and **Nick Fogt (OD/MS'92, PhD'96)** were also favorites and really incredible teachers. Dr. Barr obviously was a favorite and had a lasting impact on my education and career path. For clinical instructors I owe a great deal to **Greg Nixon (OD'96)**, Dr. Merchea, and **Carla Mack (OD'95, MBA)**. My first quarter in clinic I was a disaster; Dr. Nixon really motivated me and helped me understand how to start thinking and acting like a clinician. Drs. Merchea and Mack really honed my skills and pushed me to be better, I find it a little ironic that we all three now work at Alcon. In the fellowship program Karla Zadnik, OD, PhD, and Mark Bullimore, MCOptom, PhD, were favorites and incredible mentors.

**How did Ohio State Optometry prepare you for private practice?** The primary care and contact lens education was second to none. Every year we had a residents conference with other contact lens residents around the country; I was always amazed at how much further we were in our contact lens knowledge.

**For industry?** This is where the APF really helped out. My first job in industry was for Vistakon as the lead clinician on contact lens design in the R&D department. My job was to write study protocols, analyze data, and write case study reports, all of which I learned during the fellowship. For my current role at Alcon it is really

the optics courses we took during optometry school. I remember thinking so many of those classes were a waste of my time, and I could not have been more wrong. As optometrists, we really excel in optics and if you really understand what is going on with the light rays you become an invaluable asset to an organization that lives and breathes in that space. The statistics classes I took during the fellowship have also proved invaluable. While we have PhD statisticians on our team it is nice to be able to look at study or paper and be able to understand if the stats portion is in line with proving the primary and secondary endpoints.

**Why did you transition from private practice to industry?** I really enjoyed clinical research and speaking for companies and that started becoming what I did most often. My wife was my business partner, and when we started our family I needed to spend more time on patient care and less on research and speaking. We decided after our second child to make the transition to industry. It was a great decision for us.

**Best part about working for industry?** The variety of what I do! There is always so much going on and rarely are two days ever the same. I do travel quite a bit, and it is fun getting out in the field and into the operating room with surgeons to hear what they like and what they wish they had in their toolbox.

**Was there a learning curve when you transitioned into surgical/medical affairs?** The biggest transition is when I started working in the surgical franchise four years ago. There was so much to learn in the way of the cataract procedure itself, instruments used, steps, technique, IOLs, IOL calculations, etc. I work with so many great people and surgeons that were more than willing to teach, and I am still learning to this day. The overall eye care part and optics I had down, it was the art and verbiage of the surgery that I had to learn in order to be successful in what I do.

**Advice for someone transitioning to industry from private practice?** Never get married to a project or idea. You can spend months or years on a project, only for the business to decide it is best to go in a different direction, it is not personal, it is business. I like the term "Semper Gumby;" always flexible. Have patience; when in private practice it is easy to make a decision to change a policy or the way something is handled, not so in a huge corporate structure. Change is often a little



painful and slow. Also, never be afraid to stretch yourself and be uncomfortable in a role; you are smart, and you will figure it out.

**You're working in the surgical realm. How do ODs fit into this picture?** This is a great question. ODs are the primary eye care providers in the U.S., and this trend will only continue. The U.S. population is aging rapidly, and the number of ophthalmologists is holding steady; this gap is called opportunity. As ODs we have the opportunity to educate the patients we care for about their surgical options, whether that is refractive surgery, cataract surgery, glaucoma surgery, retina surgery, etc. I was more than a little concerned about how an MD would take an OD working in this space; I have yet to encounter a surgeon who shares this same concern. I get to work with some of the top surgeons in the world on a daily basis on current as well as future technology for cataract refractive surgery. It is an honor.

**How are you making sure that optometrists are part of the medical device conversation?** Another great question. I am working with our upstream marketing team on our OD outreach programs. This team is focused on OD education about options at the time of cataract surgery as well as direct-to-consumer advertising. We just finished our national sales meeting where I helped to lead breakout sessions with some of our sales team on how to interact with and educate optometrists. I also frequently lecture to groups of ODs around the nation on options for the patients they are referring out for cataract surgery.



**Sean Powell (OD'00, MS'02)** receives the Alcon iSurgical Master's Club Award from Jim DiFilippo, Alcon's US Surgical General Manager.

**What other skills have you had to pick up?** Besides the knowledge of cataract surgery we have already discussed, the daily lingo of business. Things like: market penetration, market share, compound annual growth rate (CAGR; much different than the ones you had in undergrad), brand plans, strategic plans, launch plans, and manufacturing forecast, just to name a few.

**What's the coolest "next big thing" at Alcon?** On December 22, 2016 we received FDA approval of the AcrySof IQ ReSTOR 3.0 D Toric. We, and the eye doctors we work with, are very excited to offer this technology to their patients.

On the glaucoma side we have a new device in the "minimally invasive glaucoma surgery" (MIGS) space that is the first supraciliary shunt in the U.S., this is the same pathway that prostaglandin analogs affect. This device can be used at the time of cataract surgery on patients with mild to moderate POAG.

In the retina space we have NGenuity; this is a 3-D heads-up display for use in retina surgery that offers incredible views to ophthalmologists performing retina surgery.

**Albert Einstein said that he was "passionately curious." What are you most curious about presently?** How to get more surgeons to offer advanced technology IOLs (astigmatism correcting and presbyopia correcting IOLs) to their patients. The current utilization in the US is very low. Take astigmatism for example. Toric contact lenses account for about 28% of all contact lenses prescribed in the US; toric IOLs account for 7.5% of all IOLs. I am passionately curious how to close this gap.

**What's next?** Who knows?! Remember my saying, "Semper Gumby." I am eager to find out.

# Optometry 101

By Jennifer Bennett, MEd  
*Director of Student Affairs*






Strabismus, presbyopia, ciliary body, conjunctivitis ... oh my! The everyday language of an optometrist can feel mysterious to the staff members who work closely with patients, students, and alumni at the College of Optometry. For the non-optometrist, finding conversational common ground in a room full of optometrists can have its challenges, especially when it's your job. No one knows this better than Alumni Coordinator Michael Haddock. When Michael noticed that he was struggling to engage with alumni and faculty beyond topics of campus life, Ohio State athletics, or college news, he began to think of ways to strengthen his knowledge of optometry.

As Michael shared his ideas with colleagues throughout the college, he found a partner in College Registrar Becca Roby, who chairs the Staff Advisory Committee. Ultimately, their ideas grew into Optometry 101, a series of information sessions designed to expose staff to basic optometry science and terminology. The hour-long sessions, designed and presented by third-year optometry students, serve an additional purpose in assisting students in their preparation for the NBEO part I exam in March. Topics include general anatomy of the eye, refractive error, diabetic retinopathy, neuroanatomy, systemic eye disease, and a complete break-down of the eye exam. As she recruited student presenters, Becca noticed an overwhelming enthusiasm to participate. "Within a week I had heard back from each of them with a resounding 'yes'. I think it has been a win-win for all," she said.

The experience has been as eye opening for the student presenters as it has for the staff participants. **Noor Abushagur ('18)** shared that, "Despite the nervous jitters, getting to teach the staff about optometry was actually so much fun! Now that my classmates and I are busy studying for boards, I immediately noticed that I was able to fly through my review material on those subjects, because I had extensively reviewed them in case anyone asked questions during my presentations! This experience made me realize how much work our professors put

into our curriculum, and how they make it seem so effortless!" Additionally, **Heather Van Law ('18)** found that she greatly enjoyed sharing her passion for the eyes, "My interest in optometry began from my fascination at how small yet beautifully complex our eyes are, and teaching Ocular Anatomy reminded me why I chose this profession. Our staff was a joy to teach, and I loved getting to engage with them about optometry and eye care."



Kevin Rodda ('18)

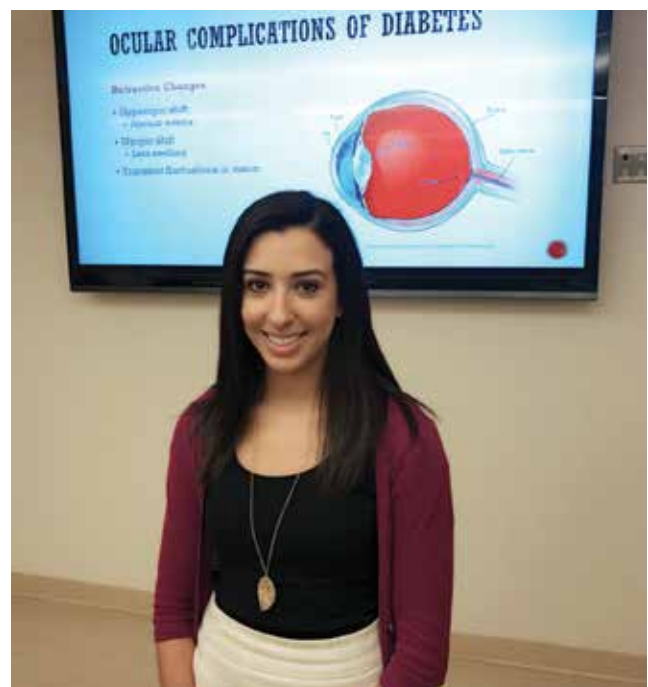


**Amber Mathais ('18)**, from an Optometry 101 participant's viewpoint

Attending Optometry 101 sessions has allowed staff to witness students' knowledge and passion for optometry first-hand. Clinic Coordinator, Ashley Young, was impressed, "I think the students did an excellent job. It truly showcased their knowledge and ability to explain things in layman's terms. It just goes to show how great our faculty are at educating our students!"

Program Assistant Courtney Michard has a regular glimpse into the exceptional careers of College of Optometry graduates and found Optometry 101 to be an interesting window into where those careers begin, "Attending Optometry 101 gave me the chance to experience our students' passion and enthusiasm for vision science as a field. I better understand the kind of drive and academic talent that exists here (where it all begins). I also learned some fun facts about eye anatomy along the way."

Finally, and perhaps most importantly, staff and students have found themselves connected, through sharing and learning about optometry, in a way that would not have been possible without Optometry 101.



Noor Abushagur ('18)





## "O-H" Let's Share Our Spirit!

By Dave Moore  
Instructional and Web Development Specialist

"First OHIO" This 1936 photo of cheerleaders in Ohio Stadium is the first O-H-I-O photo ever taken. They spelled out O-H-I-O with a few more people - and a lot more athleticism.

### "O-H-I-O!" A simple football cheer has grown to be something so much more.

With more than 16,000 entries and going strong, Ohio State has a page dedicated to displaying alumni, student and fan "O-H-I-O" submissions from around the world. Many of our alumni and students have posted their own pictures there. It's a great way for alumni to let us know how they're doing and what they're up to.

Interested in seeing the pictures for yourself? Viewing all of the optometry specific "O-H-I-O" pictures is just one link away. Simply type <http://go.osu.edu/optohio> into your web browser. The newest optometry-related photos appear at the top. You can continue to scroll down and the page will keep showing more from the past.

To upload up your own photo, just use the same link of <http://go.osu.edu/optohio> and then click on the red "Upload your image" button in the top right corner. We look forward to seeing your latest O-H-I-O post!



"Jersey Snow Fans"

by **Diana Milheim Coggins, (OD'90)** in February 2014

Trying to enjoy the Nor'easter in New Jersey. Doing it Buckeye style! Dr. Coggins with two of her daughters and a new snow friend



"O-H-EYE-O"

by **Jeff Klosterman (OD'05)** in February 2015

Three eye doctor fans of Ohio State get vindication from their Michigan-native colleague by making him "dot the I." Pictured L-R, Lance Ferguson, MD, **Jeff Klosterman (OD'05)**, Gary Wortz, MD, and **Kevin Skidmore (OD'12)** in Lexington, KY.





## top row:

"Stonehenge"  
by **Kara Schwaderer Hampton (OD'95)** in September 2016  
Dr. Hampton visited Stonehenge (England) with family ... son Will, parents Joan and Bill Schwaderer, daughter Faith, and husband Mike.

## 2nd row:

"O-H-I-O Alaska Style"  
by **David Stewart (OD'73)**  
Stewart Family 2010 Glacier tour, Whittier, Alaska



"Kentucky Buckeye"  
by **Jeff Klosterman (OD'05)**  
in November 2014

## 3rd row:

"O-H-I-O in Alaska"  
by **Kathleen Rice (OD'05)** and **David Karpik (OD'05)** in February 2013  
Drs. Rice and Karpik with their children at University of Alaska Fairbanks vs. Ohio State hockey game in Fairbanks, Alaska. The Buckeyes won!



"Phineas and Ferb are fans!"  
by **Brenda Murray (OD'95)**  
in May 2012





# WILDERMUTH OPTOMETRIC RESEARCH CLINIC

## RESEARCH ROUNDUP

By Karla Gengler-Nowak, PhD, CRA  
*Grants and Contracts Administrator*

### National Institutes of Health (NIH) Funding Supports Brown's Infant Vision Testing Research

Congratulations to Angela Brown, MS, PhD, on the award of her project, "Newborn Infant Vision Test!" Dr. Brown is working with Precision Vision on this \$600,000, two-year NIH award to continue the development of tests of newborn visual acuity and contrast sensitivity. This new award funds their work to establish age norms in full-term and preterm infants, the reliability of these new tests, the clinical utility of the tests, and the best method to train examiners. The long-term goal of this research is the universal screening of infant vision, which Dr. Brown and Precision Vision hope leads to better treatment for visual disorders.

### OLERF Continues its Support of Vision Research

The Ohio Lions Eye Research Foundation, founded in 1952, has been a strong supporter of The Ohio State University College of Optometry from its inception. First in this list is OLERF's funding in 1953 to The Ohio State University for equipment to measure oxygen levels in premature infants for studies of retinopathy of prematurity. The chain of research reaches from the work funded in 1953 to today - Angela Brown, MS, PhD, is developing newborn infant vision tests in her newly awarded project from NIH, focusing in part on retinopathy of prematurity. The College of Optometry salutes OLERF and all their dedicated staff, volunteers, and donors for pushing optometric advances!

With continued support from OLERF in late 2016, three additional optometry researchers add their projects to the long list of studies funded by the organization:

**Bradley Dougherty (OD/MS'07, PhD'13)** is the recipient of the 2016 OLERF Dick Neiderhauser AMD Grant for his project, "Socioeconomic Status Affects Health." His study will examine in greater depth his recent findings suggesting that, among patients with age-related macular degeneration, those with lower socioeconomic status were more likely to have worse outcomes. By examining a broad array of factors that may connect socioeconomic status and vision outcomes in these patients, he expects to develop strategies for improving their visual outcomes.

Timothy "TJ" Plageman, PhD has been awarded the 2016 OLERF Continuation Award for "Characterizing the Role of Shroom3 in Corneal Collagen Expression and Keratoconus." In this project, he will develop a mouse model of keratoconus, focusing on a gene found by his lab to play an important role in collagen production in corneal cells. Because reduced collagen function may be linked to keratoconus, this work will also explore the molecular pathways regulating collagen in the cornea.

The recipient of the 2016 OLERF Fellowship is Emmanuel Owusu, OD. In his project, "Investigating the Neural Basis for Proximal Vergence Eye Movements," he will attempt to determine which areas of the brain are responsible for proximal convergence eye movements by measuring blood oxygenation level dependent signals in subjects during fMRI scans. Dr. Owusu is working with his advisor, **Marjean Kulp (OD'91, MS'93)**, in this study.

Congratulations to all three recipients, and thank you to the Ohio Lions Eye Research Foundation for its steadfast support of vision research!

# What ever happened to the Leaf Room?

By Bob Newcomb (OD'71, MPH)

I first saw it in the summer of 1966 during a tour of the school. My parents and I were visiting the optometry building during "Open House" that year, and **Darrell Brautigam (OD'69)** was explaining the complicated instruments that optometrists use. His tour included a stop in the Aniseikonia Clinic, where we saw the famous Ohio State Leaf Room. Wow! It was so cool!!

Many years later, I learned from **Mike Polasky (OD'69)** that the Leaf Room had actually been designed and constructed by Dr. Glenn A. Fry based on the groundbreaking work in binocular vision and perception by Drs. Adelbert Ames and Kenneth N. Ogle at the Dartmouth Eye Institute in the 1930s. According to Dr. Polasky, Dr. Fry had constructed the seven-foot-high by seven-foot-wide by seven-foot-deep box using a rigid steel iron frame and a hardware cloth mesh that was covered with plastic leaves on each section. The leaves had been ordered by Dr. Fry from the Lazarus department store in downtown Columbus. (Can you imagine what the clerk at Lazarus must have thought when this esteemed Ohio State academician ordered so many plastic leaves? I regret that I never asked Dr. Fry about this historic transaction. If any alumni have more information on this interesting piece of Ohio State optometric history, please contact me at [newcomb.2@osu.edu](mailto:newcomb.2@osu.edu). The original leaf room was placed in the Aniseikonia Clinic, which was located at that time on the ground floor (42 Fry) of the optometry building's west wing – across from venerable 33 Fry.

Decades of Ohio State optometry students experienced the original leaf room's distortions during the physiological optics labs in the second year of their curriculum. According to Dr. Polasky, when the A wing of Starling-Loving Hall was remodeled in the late 1970s, the Aniseikonia Clinic was relocated there in room A-144. He said, "The frame was a rigid steel angle iron

structure that was not easily disassembled. With the aid of our optometry machine shop worker, I had the frame rebuilt out of aluminum and constructed as separate walls that could be unscrewed and easily moved. But because of the smaller new space in Starling-Loving, the leaf room had to be downsized to about six feet wide by six feet deep by six and a half feet high. Later, when the Disease Evaluation Clinic moved into room A-144 Starling Loving, the leaf room was again relocated to the Binocular Vision Clinic (room A-252) on the second floor of Starling-Loving."

According to Associate Dean **Mike Earley (OD/MS'88, PhD'92)**, it stayed there for about 15 years but was then moved into the basement of Fry Hall (room 8). Here it is still being used in the lab for the Eye Movement and Binocular Vision course (VS 6320) taught by **Andy Toole (OD'97, MS'00, PhD'08)**. During the last move, it was reduced in size again to about a four-foot cube; the same "Lazarus leaves" are in place, and all of the spatial distortions become apparent when a magnifier is held in front of one eye.

"Though it is not great in quantifying distortions," Dr. Earley told me, "it is the best tool to truly visualize the distortions that patients may experience. It took the genius of Dr. Fry to understand that patients don't report the distortions accurately when viewing a regular room because they know from experience that the shape of a room is typically square or rectangular. So they just complain they don't see well with their new glasses. But if aniseikonia patients look into the leaf room, which is now a box, their distortions quickly become apparent to them."

If you can remember sitting in the Fry Leaf Room when you were a student, then you can probably still remember what it would be like for patients who have an optically-distorted view of the world.





"It took the genius of Dr. Fry to understand that patients don't report the distortions accurately when viewing a regular room because they know from experience that the shape of a room is typically square or rectangular... But if aniseikonia patients look into the leaf room, which is now a box, their distortions quickly become apparent to them."

**Mike Earley (OD/MS'88, PhD'92)**







# From Sea to Shining Sea

By Rachel Childress  
*Director of Development*

As the College of Optometry's Director of Development, my job is to meet with alumni, friends, corporations, and foundations to engage them with the college in ways that are meaningful.

Often this involves a philanthropic component, which supports our students, faculty, or facilities, but not always. Traditionally, I focus much of my time on alumni and meet with a number of people each month to talk about their connections to the college.

With the closing of the *But for Ohio State Campaign* last September, this academic year has seen a lot more miles in the car and on the plane than in the past. After working with the college for more than five years, it's time to get out of Ohio more often and see our alumni and friends near AND far. Believe it or not, we have alumni in just about every state in the nation and it's been a fun year meeting many of them – maybe even you.



As I meet with alumni to learn about their time as a student and their optometric career, I've discovered that there have been many alumni who have had limited connections with the college since graduation. Dean Zadnik wants to change that culture and ensure that we are engaged with our alumni, whether they live in Columbus, Ohio; Columbus, Georgia or anywhere in between.

So where have we been? A quick look at this year's travel schedule. In September Dean Zadnik and I traveled to Florida for a few days and 500 miles in a Jeep. Then it was Anaheim, California in November in conjunction with the AAO meeting. Following Thanksgiving (and a football win), I traveled to central Michigan. January and February were back to Florida, twice, and then a few February and March days in Kentucky.

Of course that's just the beginning of this new adventure. Upcoming travel destinations include Indiana, Georgia, Texas, Pennsylvania, the Carolinas, Maryland, and Washington DC. Fitting it all in before the end of the academic year will be a stretch, and it's likely I'll find myself spreading it out a bit over the summer and into the fall as I continue to add new destinations next year.

So if you happen to live in one of these far-flung states and you hear that I'm headed your way, let's meet for a cup of coffee. I'll share the college's current priorities and future plans and would be more than happy to hear about your successes since graduation, your classmates, friends, and family, and how you decided that a career in optometry was the right choice for you.

Looking forward to reconnecting you with the college. See you soon.

State	Alumni
Alabama	21
Alaska	5
Arizona	40
Arkansas	2
California	89
Colorado	41
Connecticut	13
Delaware	4
Florida	120
Georgia	37
Hawaii	3
Idaho	14
Illinois	30
Indiana	29
Iowa	17
Kansas	4
Kentucky	33
Louisiana	3
Maine	4
Maryland	19
Massachusetts	13
Michigan	91
Minnesota	40
Mississippi	0
Missouri	14

State	Alumni
Montana	6
Nebraska	17
Nevada	18
New Hampshire	4
New Jersey	16
New Mexico	12
New York	51
North Carolina	70
North Dakota	6
Ohio	1589
Oklahoma	2
Oregon	11
Pennsylvania	70
Rhode Island	1
South Carolina	48
South Dakota	4
Tennessee	24
Texas	54
Utah	16
Vermont	2
Virginia	69
Washington	44
West Virginia	31
Wisconsin	36
Wyoming	3

College of Optometry alumni are spread out across the nation, and while they're forever Buckeyes, this distance causes many to become disconnected from the college. Dean Zadnik and the Alumni and Development Office are working on changing this and would ask that you say yes to a meeting when they reach out and share that they're headed your way.



# Chris Johnson presents Hill Lecture

By Gilbert E. Pierce (OD'89, MS'92, PhD'94)

Chris A. Johnson, PhD, DSc, presented the Richard and Lenora Hill Lecture at the College of Optometry on March 21. His lecture was titled “Tablet-Based Visual Field Screening – There Really is an App for That.”

During his lecture, Dr. Johnson gave an entertaining history of visual field testing, sharing stories of many of the pioneers in the area, such as Taquair and Harrington, all the way up to current Ohio State University President, Dr. Michael Drake, who wrote the follow-up to Harrington’s classic visual field textbook.

The main emphasis of his lecture was how a tablet-based app can be used to screen for glaucoma in high-risk populations. Dr. Johnson and colleagues travelled to Nepal, where they performed visual field screenings using the free iPad app “Visual Fields Easy,” along with a hand-held, non-mydriatic retinal camera to screen for glaucoma in remote areas, where the people have little access to health care, let alone vision care. The app has been used subsequently in screenings all over the world – in Africa and Asia, as well as in Native American populations here in the U.S. In trials comparing the tablet-based screening to Humphrey Visual Fields, it has shown to have a strong correlation between the number of missed points on the screening, and both the Mean Deviation ( $r=0.79$ ) and the Pattern Standard Deviation ( $r=0.60$ ) on the Humphrey (24-2 Sita Standard). Dr. Johnson and his colleagues are working to make the screening more efficient (average screening time currently three minutes, 18 seconds). They have also adapted the program to be used on Windows-based machines and came up with a USB remote control response system so that patients do not have to touch

the screen of the tablet to respond, which necessitates frequent cleanings.

Dr. Johnson is a Professor in the Department of Ophthalmology and Visual Science at the University of Iowa. He has held positions at the University of Florida (Post-Doctoral Research Fellow (1974-76); the University of California, Davis (1977-97); and the Devers Eye Institute and Discoveries in Sight Research Labs (1997–2008). He has held research funding from the National Institutes of Health continuously since 1975, primarily in the areas of glaucoma and visual fields. He has authored nearly 400 scientific journal publications and 40 textbook chapters.

In addition to his outstanding research and presentation skills, Dr. Johnson is an accomplished keyboard player. He has played in both rock and jazz bands since the 1960s. He spent the better part of a summer with his band, based in Oregon, opening for the Grateful Dead. In 1966, he and the members of his band, Hercules and the Chicken-Fat People, appeared in the first issue of the magazine *Rolling Stone* in an ad for a local San Francisco music store. More recently, Chris spent two years playing in a Grateful Dead tribute band in Iowa City. He currently plays in both a Rock Band and a Jazz Band in Iowa, as well as with his long-time rock band in Oregon. He also routinely performs for his optometry friends at the President’s Reception at the American Academy of Optometry meeting.





# 2017 Homecoming

*Save the Date*

Friday -  
Saturday  
**OCT.  
6 & 7  
2017**

The Ohio State University College of Optometry Development and Alumni Affairs Office has an exciting lineup of Homecoming activities planned this fall FOR ALL CLASSES. There will be a fascinating CE session presented on Friday afternoon prior to a special alumni concert featuring Bad Habits. The Optometry Alumni Society also will have tickets available to sustaining members on a first-come, first-served basis for the football game versus Maryland on Saturday, October 7. If you are celebrating a milestone reunion year and would like to assist our Alumni Coordinator in coordinating efforts for your class, please contact Michael Haddock at [haddock.15@osu.edu](mailto:haddock.15@osu.edu) or 614-688-1363.



Please refer to [u.osu.edu/eyegather](http://u.osu.edu/eyegather) for all Homecoming 2017 news and updates!





# Optometry Buckeye Onesies

A few years ago, Dr. Zadnik started sending onesies to new alumni parents and grandparents when she got news that they had a baby. Excited with their new Ohio State "Future Optometrist" onesie, lots of parents have sent photos of their children wearing their onesie. This spread shows a collage of all those future optometrists!



**Row 1:** Lauren [**Crissi Mikolaj (OD'08)**], Emmett Goff [**Adam Goff (OD'10)**], Jack [**Megan Holmes (OD'09)**], Scott [**Brandon McFadden OD'14)**], Liam [**Avi Hanono (OD'14)**], Grace Nicole [**Bret Lehman (OD/MS'09)**], Sam [**Danielle Alperin (OD'2011)**]

**Row 2:** Brian [**Crissi Mikolaj (OD'08)**], Brooklyn [**Dan Robinson (OD'10)**], Carolyn [**Bob Dittoe (OD'80)**], Elliot [**Angela Beal (OD'12)**], Miles [**Brittany Lemke (OD'13)**], Heidi [**Sarah Talbott (OD'12)**], Leo Augustus [**Andrea Dietz (OD'11)**], Griffin [**Stephanie Baxter (OD'08)**]

**Row 3:** Lana Sutton [**Jessica Simon (OD'03)**], Jude Quentin [**Alana Kirk (OD'14)**], Lincoln [**Christine Sindt (OD'94)**], Lucie [**Justin Manning (OD'13)**]

**Row 4:** Dorian [**Jeff Myers (OD'84)**], Madelyn [**Moriah Chandler (OD'03)** and **Eric Ritchey (OD'01, MS'03, PhD'11)**], Nolan Dean [proud grandfather **Joe Barr (OD'77, MS'79)**], Phoebe Fries [**Tim Fries (OD'04)**], Scarlet Jane [**Josiah Young (OD/MS'09)**], Madeline [**Chantelle Mundy (OD'08)**]

**Row 5:** Rowan [**Renee Rambeau (OD'12)**], Rocco [**Heather Cimino (OD'02)**], Ruby [**Kyle Wilson (OD'13)**], Sam [**Julia Geldis (OD'05, MS'07)**], Zeke [**Heath Gilbert (OD'92)**]

**Row 6:** Asher [**Steve Rosinski (OD'11)**], Theodore [**Stephanie Pisano (OD'14)**], Luke [**Sarah Watkins (OD/MS'06)**], Caleb [**Sarah Watkins (OD/MS'06)**]







# Continuing Education at the Fiesta Bowl

By Michael Haddock, *Alumni Coordinator*



On Saturday, December 31, Buckeye Optometrists from seven different states met Dean Karla Zadnik, OD, PhD, in Glendale, AZ for complimentary CE before the Fiesta Bowl. While the outcome of the game was not what anyone had hoped for, a fun time was had by all to learn about myopia progression and share brunch before heading off to the stadium.

**Flavel Heyman (OD'83), Bill Thomas (BS'66), Jake Olding (OD'08), David Archibald (OD'09), Adam Blacker (OD/MS'09), Karla Zadnik, Commander Todd Lauby (OD'98), and Mark Tufte (OD'82)**

## Alumni Portal via Ohio State Alumni Association

Are you interested in the last time you made a gift to the college or want to know if you're a member of the Optometry Alumni Society for 2017? Is there an Ohio State event happening near you or on campus that you should know about? The Ohio State University Alumni Association has created an easy-to-use dashboard that allows you to explore all those inquiries, as well as find meaningful ways to stay connected to the university.

For more information:

1. Visit **[osu.edu/alumni](https://osu.edu/alumni)**
2. Under "How do I ..." on the right side of the webpage, click on "View my giving history"
3. Create a new login account by providing your name, email address, and degree year
4. Explore!



## Optometry Alumni Society Membership and Donations Processes

By Michael Haddock, *Alumni Coordinator*

Last year, the Optometry Alumni Society introduced their revamped organizational vision as a means of aligning with The Ohio State University Alumni Association's (OSUAA) donation model. As you may recall, you must donate \$75 or more to any optometric fund in order to be considered a sustaining member. In doing so, you also become a member of the OSUAA.

As Dr. Driggs noted on page five, you cannot give to any university-wide fund and therefore be a member of both organizations – you have to give to an optometric fund in order to be considered for both. If you would like to see a list of optometric funds at the college or make a donation for membership, please visit [optometry.osu.edu/eyedonate](http://optometry.osu.edu/eyedonate).

If you would like any personal clarification or to discuss the sustaining membership process further, please call Michael Haddock at (614) 688-1363 or email [haddock.15@osu.edu](mailto:haddock.15@osu.edu).

You received the annual solicitation letter in mid-March outlining this process further. Below is an outline of sustaining member benefits:

### BENEFITS EXPLAINED

As a sustaining member, you will be receiving annual benefits, such as:

- Football ticket lottery access
- Bowl ticket eligibility
- Ohio State Alumni Magazine
- Ohio State Golf Course access
- Special event invitations



Alumni enjoying the annual tailgate during reunion weekend.

Please send Alumni News items to Michael Haddock, Alumni Coordinator, at [haddock.15@osu.edu](mailto:haddock.15@osu.edu)



**1956** **Alfred Hutt (BS'56, MD)** retired in December 2016. After graduating from Ohio State Optometry with a BS in 1956, he practiced in New York City before being drafted by the U.S. Army and serving two years. Dr. Hutt then attended medical school in New York, where he did his ophthalmology residency, and began his optometric/ophthalmologic career in Massachusetts. With the advance of oxygen permeable hard contact lenses and its use in orthokeratology, he introduced and promoted "ortho K" as a non-surgical alternative to LASIK. Later when studies showed that orthokeratology in children slows the advance of myopia down to only about one log unit, he became much more active in sharing his findings with the community in speaking engagements. He credits the high quality education he received from Ohio State Optometry, especially from Dr. Glenn Fry and **Gerald Westheimer (PhD'53)**, as a strong base for his success.

**1971** Congratulations to **Arol Augsburger (OD/MS'71)** for receiving the 2017 James A. Boucher Award of Excellence from the National Academy of Practice in Optometry (NAPO). This annual award recognizes a NAPO member who has demonstrated exemplary contributions to the profession of optometry and has promoted the concept of interdisciplinary healthcare throughout his or her career. Dr. Augsburger is the president of the Illinois College of Optometry.

**1973** **Jeff Timko (OD'73)** was recognized in *The West Volusia Beacon* for celebrating 40 years of optometric practice at Total Vision in Deland, FL.

**1984** **Janine Flood (OD'84)** has been doing medical mission work with Healing Art Missions in Haiti since 2000. She and her colleagues are looking for an optometrist who can help oversee the eye clinic at their primary care clinic in rural Haiti. If you are interested in joining likeminded volunteers to make a difference in the poorest county in the Western Hemisphere, please contact Dr. Flood on Facebook or at [floodmkj@roadrunner.com](mailto:floodmkj@roadrunner.com). To find out more about Healing Art Missions and this opportunity, go to [healingartmissions.org/news](http://healingartmissions.org/news).

**1984** Congratulations to **Jeffrey A. Myers (OD '84)** for being selected as a Distinguished Practitioner in the National Academies of Practice (NAP). Dr. Myers practices in Canal Winchester, and is the Editor of the College's BuckEYE Magazine. Optometry is one of the 14 healthcare disciplines that comprise NAP. The others are audiology, dentistry, medicine, nursing, occupational therapy, osteopathic medicine, pharmacy, physical therapy, podiatric medicine, psychology, social work, speech-language pathology, and veterinary medicine.



Drs. Myers and Augsburger with their awards.

**1998** **Craig McCluer (OD'98)** wrote a Veterans Day-themed article for LimaOhio.com, titled "Don't Forget that Flag." As a Lt. Col. in the U.S. Air Force, he shared many unique experiences serving across the world and how he used optometry as a means of engaging with foreign entities, including with the Burundi military forces, by providing eye exams and gas mask optical inserts.

**1998** **David P. Nelson (OD'98)** owner of Cottage Grove Eye Care, was elected president of the Wisconsin Optometric Association (WOA).

**2004** **Quynh Duong (OD'04)** was recognized in the *Fresno Bee* for having joined Family HealthCare Network's Visalia School Health Center Optometry in Visalia, CA.

**2005** **John Mesarch (OD'05)** recently returned from a short term mission to Palmares, Costa Rica. His practice, Buckeye Vision Care, was able to bring hundreds of donated glasses to low income families in that area.

**2007** **Corrie Weitzel (OD/MS'07)** welcomed her third child, Liam Edward (pictured right), born on September 28 weighing 8lbs, 12 oz. Liam joins his older sisters (and future Buckeyes) Ella, two, and Gabby, five.



**2008** **Shane Foster (OD'08)** was mentioned in the Vinton County Courier for his initiative with the Ohio Optometric Foundation in bringing the iSEE program to Vinton County Middle School. The in School Eye Exam (iSEE) provides complimentary eye exams to students identified by their school nurses as needing follow-up vision care.

## In Memoriam

**Eugene Mauger**, age 90, passed away on Friday November 18, 2016 in Columbus. He was a long-time optician at The Ohio State University College of Optometry, and many alumni shared warm regards of their interactions with him while in school.

**"Buckeye Bob" Newcomb (OD'71, MPH)** shared that he interacted with Gene while he was a student in 1967-71, "We learned so much from him about how to fit and repair frames and lenses ... he was a true gentleman who always treated patients kindly and enjoyed seeing alumni whenever they visited the college." Gene is survived by his two children and many grandchildren. His son, **Thomas Mauger (OD/MS'81, MD)**, is chairman of the Department of Ophthalmology and Visual Sciences at The Ohio State University Havener Eye Institute.



**James Adams (BS'65)**, age 76, passed away at home on Christmas Day 2016. Dr. Adams was born in Quebec and lived in British Columbia, Arkansas, and Florida, before attending The Ohio State University College of Optometry. After graduation in 1965, he moved to New York and opened his own practice in Elmira. He specialized in low vision care and served his community for 50 years. Outside of the office, he enjoyed traveling, cooking Greek food for his friends and serving his First Baptist Church. He participated in many foreign missions from India to Cuba and even offered free optometric services to those who needed them. He is survived by his brother and sister, three children, and eight grandchildren.



**John R. "Doc" Haehn (BS'53, OD'77)** age 86, of Wapakoneta passed away peacefully on Thursday November 10, 2016.

He graduated from St. Johns High School in Delphos, OH, before attending The Ohio State University School of Optometry. After graduating in 1953 with his BS, Dr. Haehn served with the U.S. Air Force as a lieutenant in Waco, Texas, where he was responsible for providing optometric care to the enlisted pilots. In 1956, he opened a private practice in Wapakoneta.

Outside of optometric practice, he was a member of St. Joseph Catholic Church in Wapakoneta and served as a Cubmaster for his sons. Dr. Haehn also served as the president of the St. Joseph School Board, sang with the St. Joseph Church Choir and Chorale, was involved with the Wapakoneta Rotary Club, the Knights of Columbus Council #1272, and the American Optometric Association. He served on multiple boards, including the Hauss-Helms Foundation and the Klienhenz-Moeller Foundation. Additional hobbies included gardening, fishing, oil painting, wood working, hunting, and spending time with his family. He is survived by his wife of 63 years, five sons, three daughters, and 17 grandchildren.



**Bruce Carey (OD'75)**, age 67, passed away on November 30, 2016. Dr. Carey was born in Zanesville, and graduated from The Ohio State University College of Optometry in 1975. He then moved to Williston, SC with his wife Judy and practiced optometry for 41 years. Outside of the office, Dr. Carey enjoyed playing golf, watching sports, spending time with his family, and was a big Ohio State Buckeye fan. He was a member of the Williston United Methodist Church and served as a Sunday School Superintendent. He is survived by his wife of 45 years, his two children, and three grandchildren.

### Clarification:

In order for Ohio State Optometry alumni to access journal articles in the university's library system, they must visit the library in person. Sustaining members of the alumni society are permitted to borrow library materials.







College of Optometry  
Alumni Society

338 West Tenth Avenue  
Columbus, OH 43210-1280

Non-Profit  
Organization  
U.S. Postage  
PAID  
Columbus, OH  
Permit No. 711

ADDRESS SERVICE REQUESTED



# Share your news!

We would love to feature your news  
in the BuckEYE magazine.

Contact Dr. Jeffrey A. Myers at  
[jamod@winchestervisioncare.com](mailto:jamod@winchestervisioncare.com) with feature story ideas.

Contact Michael Haddock at [haddock.15@osu.edu](mailto:haddock.15@osu.edu) with alumni news items.